

1. Board Of Commissioners Committee Meeting Agenda

Documents:

[3-2-2020 - BOC COMMITTEE AGENDAFINAL.PDF](#)

2. Board Of Commissioners Committee Meeting Packet

Documents:

[3-2-2020 - BOC PACKET.PDF](#)

**ROSS TOWNSHIP BOARD OF COMMISSIONERS
COMMITTEE MEETING
AGENDA
MONDAY, MARCH 2, 2020
7:00 P.M.**

**CALL TO ORDER
PLEDGE OF ALLEGIANCE
ROLL CALL
INVOCATION**

PUBLIC COMMENT ON AGENDA ITEMS ONLY

At this time, citizens may address the Board of Commissioners on any issue. Only residents and taxpayers of the Township of Ross will be permitted to address the Board of Commissioners. Comments on non-agenda items will be taken at the end of tonight's meeting. Speakers will be permitted to speak for a maximum of 5 minutes. Groups of people will be required to designate a spokesperson to represent them before the Board who may speak for a maximum of 10 minutes. Speakers are asked to use the microphone at the speaker's stand, clearly state their name and address for the record and keep comments brief and to the point. Please spell your name for the record.

Speakers are reminded that the Board of Commissioners uses these comment periods as opportunities to gather information and not to respond directly to concerns raised. Information gathered will not be discussed at the current meeting, but instead will be referred by the President to the Township Manager, Department Head, and/or a Committee for review and to prepare an appropriate response which will be communicated to the entire Board of Commissioners.

ADDRESSING THE BOARD

- Presentation by Matthew Erb, Director of Urban Forestry – Tree Pittsburgh
- 2019 4th Quarter Pension Fund Review from Frank Burnette, Morrison Fiduciary Advisors, Inc.

CONSENT AGENDA

1. Approval of Minutes – February 3, 2020
2. Bill List – March 2, 2020

MOTION: I move to approve the March 2, 2020 Consent Agenda.

ADMINISTRATION, OPERATIONS, AND POLICY

Chair: Joe Laslavic; Members: Dan DeMarco, Pat Mullin

1. Township Manager Report
2. iCompass Implementation
3. Ordinance to be Adopted – Athletic Advisory Board (AAB)

MOTION: I move to adopt Ordinance No. 2442 creating an Athletic Advisory Board.

4. Jordan Tax Service Billing
5. Waste Management – Adjustment to current contract to remove glass recycling
6. New Business

FINANCE, BUDGET, AND PENSION

Chair: Sarah Poweska; Members: William McKellar, Jack Betkowski

1. Finance Director Report
2. Bond Counsel
3. New Business

PUBLIC WORKS, SANITATION, AND SEWERS

Chair: Patrick Mullin; Members: Jason Purring, Jeremy Shaffer

1. Public Works Director Report
2. Awarding of the 2020 Ross Township Sewer Repair Contracts

MOTION: I move to award the 2020 Ross Township Sewer Repair Contract A bid to Soli Construction, Inc. in the amount of \$287,870.00.

MOTION: I move to award the 2020 Ross Township Sewer Repair Contract B bid to Insight Pipe, Inc. in the amount of \$378,275.00.

3. Awarding of the 2020 Ross Township CCTV Inspections

MOTION: I move to award the 2020 Ross Township CCTV Inspections bid to State Pipe Services, Inc. in the amount of \$89,995.00.

4. New Business

PLANNING, ZONING, AND ECONOMIC DEVELOPMENT

Chair: Dan DeMarco; Members: Sarah Poweska, Jack Betkowski

1. Community Development Director Report
2. SP-19-5 – KU Resources, Inc., on behalf of Northside Catholic Cemetery, is requesting a Site Plan Modification to Chapter §9-110.5.B. so as to increase land for future burial use.

MOTION: I move to grant the waiver to §9-110.5.B. for SP-19-5 as requested by the applicant in their December 18, 2019 letter and as revised February 12, 2020.

3. SP-19-5 - KU Resources, Inc., on behalf of Northside Catholic Cemetery, is requesting Final Site Plan Approval.

MOTION: I move to grant Conditional Site Plan Approval of SP-15-9 with Final Site Plan Approval to be granted upon satisfying all comments in the most recent Gateway Engineers review letter as well as revised landscaping plans showing 80 proposed trees; tree location and tree type to be approved by the Township Engineer and the Director of Community Development.

4. New Permitting Software
5. Deer Management Policy
6. New Business

PUBLIC SAFETY

Chair: William McKellar; Members: Jack Betkowski, Dan DeMarco

1. Police Chief Report
2. Pittsburgh Window Film
3. New Business

PARKS AND RECREATION

Chair: Jason Pirring; Members: Joe Laslavic, Pat Mullin

1. Parks and Recreation Director Report
2. New Business

OTHER BOARDS/ENTITIES (COG, CONNECT, INTERGOVERNMENTAL)

PUBLIC COMMENT

At this time, citizens may address the Board of Commissioners on any issue. Only residents and taxpayers of the Township of Ross will be permitted to address the Board of Commissioners. Comments on non-agenda items will be taken at the end of tonight's meeting. Speakers will be permitted to speak for a maximum of 5 minutes. Groups of people will be required to designate a spokesperson to represent them before the Board who may speak for a maximum of 10 minutes. Speakers are asked to use the microphone at the speaker's stand, clearly state their name and address for the record and keep comments brief and to the point. Please spell your name for the record.

Speakers are reminded that the Board of Commissioners uses these comment periods as opportunities to gather information and not to respond directly to concerns raised. Information gathered will not be discussed at the current meeting, but instead will be referred by the President to the Township Manager, Department Head, and/or a Committee for review and to prepare an appropriate response which will be communicated to the entire Board of Commissioners.

ADJOURNMENT

VOTING ORDER

Commissioner Pirring
Commissioner Mullin

Commissioner Shaffer
Commissioner Betkowski
Commissioner Poweska
Commissioner Laslavic
Commissioner McKellar
Commissioner DeMarco
Commissioner Korbel

Ross Township Board of Commissioners
Committee Meeting
1000 Ross Municipal Drive
Pittsburgh, PA 15237
February 3, 2020
7:00 p.m.

COMMISSIONERS PRESENT: Stephen Korbel, Jeremy Shaffer, Jason Purring, Jack Betkowski, Sarah Poweska, Daniel L. DeMarco, Joseph Laslavic and William McKellar

ABSENT: Patrick Mullin

SOLICITOR: P. J. Murray, Esq.

TOWNSHIP MANAGER: Ronald Borczyk

RECORDING SECRETARY: Noreen A. Re

**DIRECTOR OF COMMUNITY DEVELOPMENT AND BOARD
LIAISON:** Dominic J. Rickert

Pledge of Allegiance/Moment of Silence held for Mr. Walt Salachup

Commissioner Korbel announced there would be an executive session following the meeting to discuss two potential litigation matters.

PUBLIC COMMENT ON AGENDA ITEMS ONLY – None

Commissioner Korbel also announced the township is working with DEP to resolve issues related to the township's original dumping site at the Public Works site. The southern area of the Short Line Hollow Park Trail was opened as an additional area for dumping township-related material and material from the Reis Run Road landslide. He indicated the Board is committed to reopening access to the trail as soon as possible, but they are constrained by DEP and other regulatory agencies. Updates will be provided as they become

available. Questions or concerns should be directed to Commissioner Korbel or to Mr. Borczyk.

CONSENT AGENDA:

Bill List – February 3, 2020

Motion to approve the Consent Agenda made by Commissioner Laslavic and seconded by Commissioner Purring.

Motion passes – 8 to 0

APPOINTMENTS FOR BOARD AND COMMISSION OPENINGS:

Interviews were conducted at the January 20, 2020, Combined Committee and Business Meeting. All persons submitted a clean criminal background check unless otherwise noted.

ZONING HEARING BOARD

1 Vacancy & 1 Alternate – 5-Year Term

Motion to appoint Tara Howey, current member, for a five-year term set to expire December 31, 2024, made by Commissioner Laslavic and seconded by Commissioner Shaffer.

Motion passes – 8 to 0

PLANNING COMMISSION

2 Vacancies – 4-Year Term

Commissioner Korbel stated a current member withdrew after interviews were scheduled. Therefore, another advertisement will go out for candidates.

Motion to appoint Jennifer Deemer, current member, to a four-year term to expire on December 31, 2023, made by Commissioner DeMarco and seconded by Commissioner Laslavic.

Motion passes – 8 to 0

VACANCY BOARD

Commissioner Korbel requested reappointing Mr. Walt Salachup posthumously. An advertisement will be placed for a new Vacancy Board member. Upon inquiry by Commissioner Betkowski as to the legality of the matter, Mr. Murray responded as follows:

MR. MURRAY: "It's not illegal. I haven't researched it, but there's no claim that's going to be made against the township, if you do it."

Motion passes – 8 to 0

CIVIL SERVICE COMMISSION

1 Vacancy & 1 Alternate – 6-Year Term

Commissioner Korbel stated there was one candidate, William McKellar. The Board is awaiting amendments from the Civil Service Commission to move forward. The matter will be placed on hold until those amendments are made.

BUILDING APPEALS BOARD

2 Vacancies & 1 Alternate

Since there were no applicants, the matter will be re-advertised.

EQUAL OPPORTUNITY BOARD

1 Vacancy – 5-Year Term

Motion to appoint Sandra Miller for a five-year term expiring December 31, 2024, made by Commissioner Shaffer and seconded by Commissioner Betkowski.

Roll call:

Commissioner Laslavic – No
Commissioner McKellar – No
Commissioner Piring – No
Commissioner Shaffer – Yes
Commissioner Betkowski – Yes

Commissioner DeMarco – No
Commissioner Poweska – No
Commissioner Korbel - No

Motion fails – 6 to 2

The vacancy will be re-advertised.

ENVIRONMENTAL ADVISORY COUNCIL

**7 Vacancies – (3) 1-Year Term, (1) 2-Year Term
3-Year Term, (1) 4-Year Term and (1) 5-Year Term**

**Motion to appoint Kim Stelmach to a one-year term
expiring December 31, 2020, made by Commissioner Laslavic
and seconded by Commissioner DeMarco.**

Motion passes – 8 to 0

**Motion to appoint Susan Hockenberry to a one-year term
expiring December 31, 2020, made by Commissioner Piring and
seconded by Commissioner Laslavic.**

Motion passes – 8 to 0

**Motion to appoint Bradley August to a one-year term
expiring December 31, 2020, made by Commissioner DeMarco
and seconded by Commissioner Piring.**

Motion passes – 8 to 0

**Motion to appoint Barry Rush to a two-year term expiring
December 31, 2021, made by Commissioner Laslavic and
seconded by Commissioner Piring.**

Motion passes – 8 to 0

**Motion to appoint Caitlin Klotz to a three-year term expiring
December 31, 2022, made by Commissioner DeMarco and
seconded by Commissioner Piring.**

Motion passes – 8 to 0

Motion to appoint Kristen Schawalter to a four-year term expiring December 31, 2023, made by Commissioner Laslavic and seconded by Commissioner Purring.

Motion passes – 8 to 0

Motion to appoint Jennifer Deemer to a five-year term expiring December 31, 2024, made by Commissioner Laslavic and seconded by Commissioner Purring.

Motion passes – 8 to 0

ADMINISTRATION, OPERATIONS AND POLICY:

Chair: Joe Laslavic; Members – Dan DeMarco and Pat Mullin

Township Manager Report:

Mr. Borczyk stated he was involved in a series of funding meetings for the MTF grants for McKnight-Siebert. He also met with Ms. Amy Steele, Director of Northland Library, to discuss support for the library in 2020.

Ordinance to be Introduced

Creating an Athletic Advisory Board (AAB) – Establishing operating procedures and stating the powers of the Board

Commissioner Laslavic stated it will be a nine-person Board consisting of two representatives from West View/Ross, two representatives from the North Hills Athletic Association and two representatives from North Hills Soccer and three at-large positions. The matter will be voted on in February.

New Business - None

FINANCE, BUDGET AND PENSION:

Chair: Sarah Poweska ; Members – William McKellar and Jack Betkowski

Finance Director Report

Mr. Berty stated he is looking into refinancing the bond for savings. He announced that today is marked as the beginning of the Weight Loss Challenge for township employees through the Wellness Program. The top prize is \$100. The program is funded through the insurance company. After speaking with Jordan Tax, the goal is to switch to monthly sewer billing by April.

New Business – None

PUBLIC WORKS, SANITATION AND SEWERS:

Chair: Pat Mullin; Members – Jason Purring and Jeremy Shaffer

Public Works Director Report

Mr. Funk projected they should be okay with the amount of salt they can store in light of the salt contract.

New Business - None

PLANNING, ZONING AND ECONOMIC DEVELOPMENT:

Chair: Dan DeMarco; Members – Sarah Poweska and Jack Betkowski

Community Development Director Report

Mr. Rickert had no report this evening.

New Business - None

PUBLIC SAFETY:

Chairs: William McKellar; Members – Jack Betkowski and Dan DeMarco

Police Chief Report:

Chief Ley mentioned the Third Annual Joint Town Hall meeting with West View Police and the North Hills School District will be held on Thursday, March 19th, from 6:30 p.m. to 9:00 p.m. at the Middle School. Two new speakers will be at the event. A physician will be coming to talk about health-related concerns associated with the younger population, and an interventional specialist will be creating a classroom experience and informational hands-on for parents.

Police Contract – The Police Association and the Township have reached a tentative agreement on the terms of a new four (4) year contract retroactive to January 1, 2020.

Motion to ratify the Tentative Agreement by and between the Township of Ross and the Ross Township Police Association for changes to the Collective Bargaining Agreement effective January 1, 2020, through December 31, 2023, made by Commissioner McKellar and seconded by Commissioner Pirring .

Motion passes – 8 to 0

New Business - None

PARKS AND RECREATION:

Chair: Jason Pirring; Members – Joe Laslavic and Pat Mullin

Parks and Recreation Director Report:

Ms. Peet was not present, and no report was given.

New Business - None

JUNIOR COMMISSIONER REPORT

Junior Commissioner Duerig gave an overview of things happening in the school district. Among the highlights she listed is the High School Jazz Band's Annual Mardi Gras Event will be held on February 29th. The cost is \$5 for a night of jazz music and all-you-can-eat pie.

Commissioner Korbelt also commented that the North Hills Middle School put on a “wonderful” performance of The Little Mermaid Junior.

Commissioner Korbelt commented that someone was present in the audience from the Census Bureau. He stated the township will be promoting on its website and social media that the Census Bureau is looking for people in Ross Township to take the census and meet with residents. The pay is \$23.50 an hour. The positions are only temporary. Applicants can go to 2020census.gov/jobs for more information.

Commissioner Betkowski inquired if anyone would be interested in hearing someone from Tree Pittsburgh speak about the tree canopy in Allegheny County. Commissioner Korbelt stated he would be interested. The presentation would be approximately 15 minutes long. It was suggested to have the Environmental Advisory Board attend.

Commissioner Shaffer inquired as to enforcement of the Tree Ordinance in regards to the construction of a new cell tower. Mr. Rickert stated the particular application Commissioner Shaffer was referring to was before the ordinance. Anything moving forward will have to comply. Gateway will insure the measurements and so forth are done. They will be identified on the site plans.

OTHER BOARDS/ENTITIES (COG, CONNECT, Intergovernmental):

Mr. Funk stated he has attended a couple of COG meetings. There is a Public Works Committee, which will be holding their second meeting this coming Monday at the Public Works building in

Ross. At this meeting they will be electing officers and setting future dates. There will be a guest speaker at the meeting.

Commissioner DeMarco stated the Northland Library Board reorganized. Casey Sample is the new president of the Board. The annual appeal was in the packets. Northland Library's Annual Gala is coming up in April.

PUBLIC COMMENT:

Dr. David Barkovich, 196 Avondale Street, Pittsburgh, PA 15237, welcomed the two new commissioners. He emphasized that "it's important that we all get along." He addressed the Board regarding the Board and the township having a variety of viewpoints on different things.

MEETING ADJOURNED TO EXECUTIVE SESSION AT 7:40 P.M.

Manager/Secretary

**President,
Stephen Korbel
Ross Township Board of
Commissioners**

**Minutes transcribed by Noreen A. Re, Certified Realtime
Reporter**

Memorandum

To: **Ross Township Commissioners**
CC: Ronald Borczyk and Daniel Berty
From: Roseanne Jones
Date: February 28, 2020
RE: General Fund Vendor Payments March 2, 2020

The Finance Department is asking for approval for payment for the following checks.

1. Checks were issued from the FNB Payroll Account in the amount of **\$235,440.54**. These payments were for the payroll of February 21, 2020:

Employee Checks: #3973 to #3981
Direct Deposit Transfers

2. Checks were issued from the FNB Payroll Account, for payroll related deductions, in the amount of **\$132,132.70**. These payments were for the payroll of February 21, 2020:

Vendor Checks: #3982 to #3989
Wire Transfers

3. Checks are being issued from the FNB Checking Accounts, in payment for outstanding invoices, to our vendors in the amount of **\$618,282.59**.

Vendor Checks (General): #12022 to #12096 for \$ 533,481.95
Vendor Checks (Capital): #4491 to #4494 for \$ 31,286.70
Vendor Checks (Escrow): #5081 for \$ 8,813.50
Vendor Checks (Sewage): #3491 to #3493 for \$ 27,540.76

PrePay Checks (General): #12012 to #12021 for \$ 17,159.68

4. FNB Credit Card Activity by Department – January, 2020

To: ROSS TOWNSHIP COMMISSIONERS

From: Dan Berty, Director of Finance

Date: February 27, 2020

Subject: MARCH 2020 CHECK RUN

Attached is the Check Run detail listing to be approved at the March 2, 2020 meeting. The following is a brief description of the top four vendors payments listed in the General, Sewer, Escrow and Capital Improvement Fund preliminary check register. These vendor payments comprise **81.95%** of the total check register.

<u>NAME / DESCRIPTION</u>	<u>FUND</u>	<u>AMOUNT</u>
PANDA EXPRESS BOND REFUND	OPERATING	\$ 421,224.63
GATEWAY ENGINEERS ENGINEERING SERVICES	MULTIPLE	\$ 56,839.88
MAHER DUESSEL AUDIT SERVICES	OPERATING	\$ 17,000.00
CIVIC PLUS CP CONNECT	CAPITAL	\$ 11,640.00

Listed below are total monthly payments for March 2020 to the Township Engineer, the Township Attorney, and any other Vendor with a reimburseable expense during the period, less the reimbursements by developers, grants, or bond proceeds:

Gateway Engineers and Surveyors	\$ 56,839.88
Less: Developer Escrow Payment	\$ (8,813.50)
Total Cost to Township:	<u>\$ 48,026.38</u>

PJ Murray	\$ -
Less: Developer Escrow Payment	\$ -
Total Cost to Township:	<u>\$ -</u>

Please feel free to contact me with any questions. Sincerely,



Dan Berty, Director of Finance



TOWNSHIP OF ROSS

General Fund

**Vendor Payments to be Approved
For Payment on March 2, 2020**

**Checks #12022 to #12096
In the amount of \$533,481.95**

**PrePay Checks #12012 to #12021
In the amount of \$17,159.68**

FNB OPERATING**Ross Township**
Accounts Payable Check Run List

Page: 1

<u>Check Date</u>	<u>Invoice</u>	<u>Description</u>	<u>Accounting Distribution</u>	<u>Invoice Pay Amount</u>
3M				
3/02/2020	9406756314	SUPPLIES	01 433 266000	1031.84
		Pay:3M COMPANY		
3/02/2020	9406767053	CLEAR TRANSFER TAPE	01 433 266000	352.79
		Pay:3M COMPANY		
3/02/2020	9406784422	HIGH INTENSITY GRADE PRISMATIC REFLECTIVE SHEETING	01 433 266000	592.39
		Pay:3M COMPANY		
Check Amount for 3M				1,977.02
A & H EQUIPMENT COMP				
3/02/2020	C21059	TK 29	01 437 251000	337.04
3/02/2020	C21067	MANIFOLD - TK 29	01 437 251000	98.67
Check Amount for A & H EQUIPMENT COMP				435.71
ALL-CLEAN BUILDING SERVICES				
3/02/2020	1878	GENERAL CLEANING GYM	01 409 370000	220.00
3/02/2020	1889	POLICE ANNEX	01 409 450000	120.00
3/02/2020	1890	MUNICIPAL BLDG	01 409 450000	3282.00
3/02/2020	1891	DPW	01 430 370000	693.00
Check Amount for ALL-CLEAN BUILDING SERVICES				4,315.00
ALLEGHENY COUNTY				
3/02/2020	12514-0003	TRANSCRIPTION SERVICES (SULLIVAN)	01 410 310000	80.00
		Pay:ALLEGHENY COUNTY		
3/02/2020	12892-0002	TRANSCRIPTION SERVICES (SULLIVAN)	01 410 310000	450.00
		Pay:ALLEGHENY COUNTY		
Check Amount for ALLEGHENY COUNTY				530.00
ALP INDUSTRIES, INC				
3/02/2020	03049227	TRUCK 19	01 437 251000	54.45
Check Amount for ALP INDUSTRIES, INC				54.45
AMCOM				
3/02/2020	IN814939	STAPLE REFILL	01 401 451000	118.00
3/02/2020	IN836165	BLACK/COLOR USAGE XXC702-E2B106706; 1/18-2/17/20	01 401 451000	228.67
Check Amount for AMCOM				346.67
ARAMARK REFRESHMENT SERVICES				
3/02/2020	6145331	LOBBY SUPPLIES	01 401 240000	334.47
Check Amount for ARAMARK REFRESHMENT SERVICES				334.47
BEARCOM				
3/02/2020	4983071	PARTS	01 410 450002	170.00
Check Amount for BEARCOM				170.00
BUNCE, AILEEN				
3/02/2020	02182020	REFUND PYSANKY EASTER EGG WS	01 368 368100	30.00
Check Amount for BUNCE, AILEEN				30.00
CAMPBELL DURRANT BEATTY PALOMBO & MILLER, P.C.				
3/02/2020	51912	SPECIAL LABOR COUNSEL	01 404 350000	5839.05
Check Amount for CAMPBELL DURRANT BEATTY				5,839.05
CARQUEST AUTO PARTS				
3/02/2020	5430-510069	POLICE CAR 7 -RESELLABLE RETURN (ORIG INV	01 410 251000	-51.99
3/02/2020	5430-512042	TRUCK 40	01 437 251000	80.06
3/02/2020	5430-512156	TRUCK 40	01 437 251000	399.97
3/02/2020	5430-512700	SHOP USE	01 437 250000	36.94
3/02/2020	5430-512849	POLICE CAR 9	01 410 251000	88.38
3/02/2020	5430-512860	POLICE CAR 9	01 410 251000	120.88
3/02/2020	5430-513080	SPRINKLER SYSTEM PUMP HOUSE	01 430 250000	395.68
3/02/2020	5430-513281	POLICE CAR 2	01 410 251000	162.73
3/02/2020	5430-513283	POLICE CAR 2	01 410 251000	129.32
3/02/2020	5430-513304	CORE RETURN ORIG INV 512080	01 430 250000	-54.00
3/02/2020	5430-513868	TRUCKS 24 & 27	01 437 251000	89.18
Check Amount for CARQUEST AUTO PARTS				1,397.15

FNB OPERATING

Ross Township
Accounts Payable Check Run List

Page: 2

<u>Check Date</u>	<u>Invoice</u>	<u>Description</u>	<u>Accounting Distribution</u>	<u>Invoice Pay Amount</u>
<u>CASH</u>				
3/02/2020	02212020	REPLENISH PETTY CASH	01 401 240000	86.28
			01 401 460000	25.66
			01 402 310000	15.00
			01 410 337000	525.00
			01 410 450002	14.13
			01 410 451001	4.59
			01 451 240000	11.00
	Check Amount for CASH			681.66
<u>COMCAST</u>				
3/02/2020	8993210280391290	235 CEMETERY LN FRNT	01 410 530002	88.40
	Check Amount for COMCAST			88.40
<u>COMCAST TELEPHONES</u>				
3/02/2020	96170640	TELEPHONES	01 409 321000	484.62
	Check Amount for COMCAST TELEPHONES			484.62
<u>CONSOLIDATED COMMUNICATIONS</u>				
3/02/2020	4124590053/0	PHONES	01 410 321000	43.52
			01 410 530002	43.52
			01 454 321000	21.74
	Check Amount for CONSOLIDATED COMMUNICATIONS			108.78
<u>DAVID P. GIEL GARAGE DOORS, LLC</u>				
3/02/2020	11-2-19975	SERVICE GARAGE DOOR	01 430 370000	222.00
	Check Amount for DAVID P. GIEL GARAGE DOORS, LLC			222.00
<u>DAVIS, GERALD</u>				
3/02/2020	02262020	REFEREE 3 GAMES FEB 19	01 451 146000	120.00
	Check Amount for DAVIS, GERALD			120.00
<u>DOCUMENT SOLUTIONS INC</u>				
3/02/2020	71210	PAPER	01 413 240000	50.84
	Check Amount for DOCUMENT SOLUTIONS INC			50.84
<u>DUQUESNE LIGHT COMPANY</u>				
3/02/2020	202738629429	250 JACKS RUN RD SHLT	01 454 361000	29.21
3/02/2020	315267666248	225 CEMETERY LN	01 430 361000	210.25
3/02/2020	525414033691	985 PERRYSVILLE AVE	01 433 450003	112.38
3/02/2020	708017642714	1000 ROSS MUNICIPAL DR	01 409 361000	1419.87
	Check Amount for DUQUESNE LIGHT COMPANY			1,771.71
<u>ENGIE RESOURCES</u>				
3/02/2020	02182020	ELECTRICITY	01 434 361000	259.50
	Check Amount for ENGIE RESOURCES			259.50
<u>EQUIPARTS</u>				
3/02/2020	137126	PART	01 409 250000	95.40
	Check Amount for EQUIPARTS			95.40
<u>F.T. FENCING INC</u>				
3/02/2020	021820	BALSAM STREET GUARDRAIL REPAIR	01 433 250001	4175.62
3/02/2020	21720	BENTON AVE GUARDRAIL REPAIR	01 433 250001	2353.00
	Check Amount for F.T. FENCING INC			6,528.62
<u>FASTENAL COMPANY</u>				
3/02/2020	PAPI464333	TK 29 & 39	01 437 251000	15.64
	Check Amount for FASTENAL COMPANY			15.64
<u>FIRE FIGHTER SALES AND SERVICE</u>				
3/02/2020	S100107858	INSPECTION WET PIPE SPRINKLER SYSTEM	01 409 370000	210.00
3/02/2020	S100107859	INSPECTION WET PIPE SPRINKLER SYSTEM	01 409 370000	200.00
	Check Amount for FIRE FIGHTER SALES AND SERVICE			410.00
<u>FUN EXPRESS</u>				
3/02/2020	701324237-01	EASTER EVENT	01 451 247001	451.77
	Check Amount for FUN EXPRESS			451.77
<u>GATEWAY ENGINEERS</u>				
3/02/2020	280558	EVERGREEN PARK SPILLWAY REPAIR REBID	01 408 310100	701.75
3/02/2020	280560	10 YORK DR DEMOLITION ENGINEERING SERVICES	01 408 310000	871.00
3/02/2020	280562	DPW MINOR MODIFICATION	01 408 310100	1400.43
3/02/2020	280570	2019 MCKNIGHT RD STORM CULVERT	01 408 310100	2040.00

FNB OPERATING**Ross Township**
Accounts Payable Check Run List

Page: 3

<u>Check Date</u>	<u>Invoice</u>	<u>Description</u>	<u>Accounting Distribution</u>	<u>Invoice Pay Amount</u>
3/02/2020	280573	ROSS - ST. WILLIAMS PLACE STORM SEWER	01 408 310100	391.25
3/02/2020	280580	2020 MISC ENGINEERING AND CONSULTING SERVICES	01 408 310000	843.25
3/02/2020	280581	GENERAL TRAFFIC ENGINEERING 2020	01 408 310200	337.00
3/02/2020	280582	2020 PLANNING GENERAL ENGINEERING	01 408 310000	2691.00
3/02/2020	280587	2020 MS4	01 408 310100	747.50
3/02/2020	280589	SEIBERT RD PHASE II MTF CONSULTING SERVICES	01 408 310000	154.00
Check Amount for GATEWAY ENGINEERS				10,177.18
<u>GEESE POLICE OF WESTERN PA</u>				
3/02/2020	1367	FEB 19 - MARCH 3, 2020 - INITIAL TWO WEEKS	01 454 310000	750.00
Check Amount for GEESE POLICE OF WESTERN PA				750.00
<u>GROFF TRACTOR & EQUIPMENT, LLC</u>				
3/02/2020	PSO285886-1	PAYLOADER	01 437 251000	393.00
Check Amount for GROFF TRACTOR & EQUIPMENT, LLC				393.00
<u>HEI-WAY, LLC</u>				
3/02/2020	00211008	PATCHING MATERIAL	01 431 252001	269.56
3/02/2020	00218012	PATCHING MATERIAL	01 431 252001	320.04
Check Amount for HEI-WAY, LLC				589.60
<u>HOVIS AUTO</u>				
3/02/2020	13-335219	STOCK VAR TRUCKS	01 437 251000	88.83
3/02/2020	13-335855	STOCK	01 437 251000	152.59
3/02/2020	13-336525	STOCK	01 437 251000	51.99
Check Amount for HOVIS AUTO				293.41
<u>HUNTER TRUCK SALES & SERVICE INC</u>				
3/02/2020	R101016046:01	TRUCK 17	01 437 374000	575.67
3/02/2020	X105065422:01	STOCK	01 437 251000	245.80
Check Amount for HUNTER TRUCK SALES & SERVICE INC				821.47
<u>HURT, PAMELA</u>				
3/02/2020	02242020	PRESCHOOL BBALL PROGRAM 50%	01 451 146000	663.00
Check Amount for HURT, PAMELA				663.00
<u>J. YUNKER EXCAVATING LLC</u>				
3/02/2020	01122020	FIRE POLICE BLDG - BALANCE/JOB COMPLETED	01 410 530001	6000.00
Check Amount for J. YUNKER EXCAVATING LLC				6,000.00
<u>JORDAN TAX SERVICE</u>				
3/02/2020	2-10	SEWER RENTAL	01 403 316000	138.00
3/02/2020	2-C-#19	TAXES	01 403 316000	606.41
Check Amount for JORDAN TAX SERVICE				744.41
<u>LAZAR CONSTRUCTION</u>				
3/02/2020	02142020	FIRE ESCROW, 136 3RD AVE DUE TO FIRE JAN. 28,	01 362 362201	7242.20
Check Amount for LAZAR CONSTRUCTION				7,242.20
<u>LAZZARO, NICOLAS & JULIE</u>				
3/02/2020	12262019	DYE TEST REFUND	01 361 361401	50.00
Check Amount for LAZZARO, NICOLAS & JULIE				50.00
<u>LEONARDS SAW SHOP</u>				
3/02/2020	52366	BACK PACK BLOWER	01 454 374000	31.50
Check Amount for LEONARDS SAW SHOP				31.50
<u>LETS CUT A DEAL SERVICES</u>				
3/02/2020	000102	TREE TRIM AND SHAPE; HAUL TREE DEBRIS AWAY	01 413 242002	9900.00
Check Amount for LETS CUT A DEAL SERVICES				9,900.00
<u>LEXISNEXIS RISK SOLUTIONS</u>				
3/02/2020	1016623-20200131	JANUARY 2020 MINIMUM COMMITMENT	01 410 420000	150.00
Check Amount for LEXISNEXIS RISK SOLUTIONS				150.00
<u>M & R POWER EQUIPMENT GROUP</u>				
3/02/2020	BUT-2011995	KUBOTA TRACTORS	01 437 251000	103.63
Check Amount for M & R POWER EQUIPMENT GROUP				103.63
<u>MAHER DUESSEL</u>				
3/02/2020	478266	2ND PROGRESS BILLING, PROFESSIONAL SERVICES DEC. 31, 2019	01 402 311000	17000.00
Check Amount for MAHER DUESSEL				17,000.00

FNB OPERATING**Ross Township**
Accounts Payable Check Run List

Page: 4

<u>Check Date</u>	<u>Invoice</u>	<u>Description</u>	<u>Accounting Distribution</u>	<u>Invoice Pay Amount</u>
<u>MERTZ PLUMBING AND HEATING LLC</u>				
3/02/2020	34240	MAYER FIELD WATER LINE	01 454 250000	5932.55
		Check Amount for MERTZ PLUMBING AND HEATING LLC		5,932.55
<u>NORTH HILLS AUTO SUPPLY INC</u>				
3/02/2020	382300	STOCK	01 437 251000	44.00
		Check Amount for NORTH HILLS AUTO SUPPLY INC		44.00
<u>NORTH HILLS SCHOOL DISTRICT</u>				
3/02/2020	JANUARY 2020	ACT 511 COLLECTION FEE JAN 1-31, 2020	01 403 318000	3106.41
		Check Amount for NORTH HILLS SCHOOL DISTRICT		3,106.41
<u>ORKIN</u>				
3/02/2020	198749185	BEE TREATMENT Pay:ORKIN	01 409 450000	150.00
		Check Amount for ORKIN		150.00
<u>OTIS ELEVATOR CO</u>				
3/02/2020	NBP06271X320	3/1-3/31/20	01 409 375000	195.56
		Check Amount for OTIS ELEVATOR CO		195.56
<u>PANDA EXPRESS, INC.</u>				
3/02/2020	02192020	CASH BOND REFUND	01 250 025000	421224.63
		Check Amount for PANDA EXPRESS, INC.		421,224.63
<u>PENNSYLVANIA STATE UNIVERSITY</u>				
3/02/2020	154929	COURSE ENROLLMENT - ALLENBAUGH	01 410 461000	450.00
		Check Amount for PENNSYLVANIA STATE UNIVERSITY		450.00
<u>POINT SPRING & DRIVESHAFT CO</u>				
3/02/2020	I581022	TK 29 (SWEEPER)	01 437 251000	350.49
3/02/2020	I581286	PAYLOADER	01 437 251000	209.99
3/02/2020	I581376	STOCK	01 437 251000	396.09
3/02/2020	I581808	STOCK	01 437 251000	88.99
		Check Amount for POINT SPRING & DRIVESHAFT CO		1,045.56
<u>PRESS CRAFT PRINTERS</u>				
3/02/2020	02142021	ENVELOPES	01 401 210000	150.00
		Check Amount for PRESS CRAFT PRINTERS		150.00
<u>RE NOREEN A</u>				
3/02/2020	02122020	ZHB - FEB 12	01 414 145001	250.00
3/02/2020	02172020	BOARD OF COMMISSIONERS FEB. 3	01 400 145000	225.00
		Check Amount for RE NOREEN A		475.00
<u>SAFETY KLEEN SYSTEMS, INC</u>				
3/02/2020	82098779	PARTS	01 437 250000	240.00
3/02/2020	R002678291	PARTS	01 437 250000	129.20
		Check Amount for SAFETY KLEEN SYSTEMS, INC		369.20
<u>SCOTT ELECTRIC</u>				
3/02/2020	1848529	ELECTRICAL	01 409 250000	695.64
		Check Amount for SCOTT ELECTRIC		695.64
<u>SHULTS FORD</u>				
3/02/2020	675415FOW	POLICE CAR 2	01 410 251000	35.70
3/02/2020	675665FOW	CAR 39 (FM)	01 437 251000	3.92
3/02/2020	675946FOW	CAR 40	01 437 251000	7.77
		Check Amount for SHULTS FORD		47.39
<u>SPINELLA, MICHAEL THOMAS</u>				
3/02/2020	02262020	REFEREE 3 GAMES FEB 16	01 451 146000	120.00
		Check Amount for SPINELLA, MICHAEL THOMAS		120.00
<u>STAPLES ADVANTAGE</u>				
3/02/2020	3439603040	5 WIRELESS MOUSE	01 400 470000	173.97
		Check Amount for STAPLES ADVANTAGE		173.97
<u>STEPHENSON EQUIPMENT, INC.</u>				
3/02/2020	18026252	TRUCK 19	01 437 251000	1010.25
		Check Amount for STEPHENSON EQUIPMENT, INC.		1,010.25
<u>SYN-TECH SYSTEMS, INC.</u>				
3/02/2020	202535	FUELMASTER STANDARD MAINTENANCE	01 437 250000	1175.00
		Check Amount for SYN-TECH SYSTEMS, INC.		1,175.00

FNB OPERATING**Ross Township**
Accounts Payable Check Run List

Page: 5

<u>Check Date</u>	<u>Invoice</u>	<u>Description</u>	<u>Accounting Distribution</u>	<u>Invoice Pay Amount</u>
<u>T & M HARDWARE & RENTAL, INC.</u>				
3/02/2020	2002-632736	SUPPLIES	01 430 260000	37.99
3/02/2020	2002-633035	ECP	01 454 370000	6.99
3/02/2020	2002-637729	ECP	01 454 370000	84.95
3/02/2020	2002-640915	SUPPLIES	01 430 250000	33.46
Check Amount for T & M HARDWARE & RENTAL, INC.				163.39
<u>TELEPLEX INC</u>				
3/02/2020	165000819101	ANSWERING SERVICE 1/25-2/24/20	01 430 321003	162.84
Check Amount for TELEPLEX INC				162.84
<u>THE BARN LANDSCAPE SUPPLY INC.</u>				
3/02/2020	70656	SILT FENCE	01 430 250000	58.00
Check Amount for THE BARN LANDSCAPE SUPPLY INC.				58.00
<u>THOMAS, MICHAEL J</u>				
3/02/2020	02212020	REFUND/OVERPAYMENT COBRA MARCH, 2020	01 487 160000	432.92
Check Amount for THOMAS, MICHAEL J				432.92
<u>TIFCO INDUSTRIES</u>				
3/02/2020	71530316	WORKLIGHT	01 430 236001	132.84
Check Amount for TIFCO INDUSTRIES				132.84
<u>TORBERT, FRANK</u>				
3/02/2020	02262020	REFEREE 3 GAMES FEB 24	01 451 146000	120.00
Check Amount for TORBERT, FRANK				120.00
<u>UNIFIRST CORPORATION</u>				
3/02/2020	0745671324	UNIFORMS	01 430 238000	225.46
3/02/2020	0745674033	UNIFORMS	01 430 238000	234.88
3/02/2020	0752968705	MATS	01 409 450000	78.17
Check Amount for UNIFIRST CORPORATION				538.51
<u>UPS</u>				
3/02/2020	0000A9E256060	SAME DAY PICKUP-PHONE REQUEST - COMM DEV	01 413 240000	6.90
Check Amount for UPS				6.90
<u>VECTOR SECURITY</u>				
3/02/2020	65376411	225 A CEMETERY LN	01 430 451000	29.95
3/02/2020	65408347	235 CEMETERY LN; 1000 ROSS MUNICIPAL	01 409 450000	36.17
			01 410 530002	54.31
Check Amount for VECTOR SECURITY				120.43
<u>W.L. ROENIGK, INC.</u>				
3/02/2020	320-1	MARCH 2020 SENIOR CITIZENS TRANSPORTATION	01 458 450005	3750.00
Check Amount for W.L. ROENIGK, INC.				3,750.00
<u>WASTE MANAGEMENT</u>				
3/02/2020	6975248-0068-0	CONTAINER USAGE - 2/2-2/15	01 430 250000	546.50
3/02/2020	8707991-0067-8	ROLLOFF - 10 YORK DR	01 413 242002	4867.03
Check Amount for WASTE MANAGEMENT				5,413.53
<u>WATERLOO, MARCIE</u>				
3/02/2020	02232020	REFUND RENTAL	01 369 369500	80.00
Check Amount for WATERLOO, MARCIE				80.00
<u>WELLS FARGO FINANCIAL LEASING</u>				
3/02/2020	5009340321	COPIER - MODEL 70	01 401 451000	955.97
Check Amount for WELLS FARGO FINANCIAL LEASING				955.97
<u>WEST VIEW WATER AUTH</u>				
3/02/2020	270001007200000	235 CEMETERY LN	01 410 530002	11.95
3/02/2020	270001007400000	225 CEMETERY LN	01 430 366000	203.65
3/02/2020	270001007500000	225 CEMETERY LN	01 430 366000	1016.28
3/02/2020	354001019600000	3430 EVERGREEN RD	01 454 366000	25.91
3/02/2020	354001057800000	1000 ROSS MUNICIPAL RD RR	01 454 366000	31.74
3/02/2020	354001058000001	1000 ROSS MUNICIPAL RD	01 409 366000	154.22
Check Amount for WEST VIEW WATER AUTH				1,443.75
<u>WINZER CORPORATION</u>				
3/02/2020	6558178	STOCK-SHOP	01 437 251000	404.63
Check Amount for WINZER CORPORATION				404.63
<u>WITMER PUBLIC SAFETY GRP, INC</u>				
3/02/2020	2006393.001	AMMUNITION	01 410 261000	369.62

Ross Township

FNB OPERATING

Accounts Payable Check Run List

Page: 6

<u>Check Date</u>	<u>Invoice</u>	<u>Description</u>	<u>Accounting Distribution</u>	<u>Invoice Pay Amount</u>
3/02/2020	2007570	AMMUNITION	01 410 261000	1335.60
Check Amount for WITMER PUBLIC SAFETY GRP, INC				1,705.22
Report Total				533,481.95

Kubay

FNB OPERATING

Ross Township
Accounts Payable Check Run List

Page: 1

<u>Check Date</u>	<u>Invoice</u>	<u>Description</u>	<u>Accounting Distribution</u>	<u>Invoice Pay Amount</u>
COMCAST				
2/25/2020	8993210280410330	225 CEMETERY LN BLDG A	01 430 451000	329.10
2/25/2020	8993210280412021	225 CEMETERY LN UNIT MAINT.	01 430 451000	22.20
2/25/2020	8993210280426526	302 CEDAR DR OFC	01 407 451000	88.40
Check Amount for COMCAST				439.70
DUQUESNE LIGHT COMPANY				
2/25/2020	895394570489	235 CEMETERY LN	01 410 530002	69.01
2/25/2020	951698323285	225 CEMETERY LN WRKS	01 430 361000	731.58
Check Amount for DUQUESNE LIGHT COMPANY				800.59
PA TURNPIKE				
2/25/2020	101782444-1	TOLL BY PLATE PA-MG2862K	01 410 451000	2.70
Check Amount for PA TURNPIKE				2.70
PEOPLES NATURAL GAS				
2/25/2020	200001621511	MCKNIGHT RD	01 409 362000	1209.71
2/25/2020	200008299758	3430 EVERGREEN RD	01 454 362000	108.29
Check Amount for PEOPLES NATURAL GAS				1,318.00
SHULTS FORD				
2/25/2020	142444	SERVICE AND PARTS 18/FORD TRUCK/F-150 Pay:SHULTS FORD	01 410 251000	90.89
Check Amount for SHULTS FORD				90.89
TOSHIBA FINANCIAL SERVICES				
2/25/2020	34919778	COPIERS	01 410 451000	375.06
			01 413 451000	462.82
			01 453 342000	352.35
Check Amount for TOSHIBA FINANCIAL SERVICES				1,190.23
TOYOTA FINANCIAL SERVICES				
2/25/2020	020392LY577	MONTH 13	01 250 025003	372.57
Check Amount for TOYOTA FINANCIAL SERVICES				372.57
TRAVELERS CL REMITTANCE CENTER				
2/25/2020	7558P1231	TREASURERS BOND 1/1/20 RENEWAL	01 402 353000	12945.00
Check Amount for TRAVELERS CL REMITTANCE CENTER				12,945.00
Report Total				17,159.68

TOWNSHIP OF ROSS

Capital Improvement

**Vendor Payments to be Approved
For Payment on March 2, 2020**

**Checks #4491 to #4494
In the amount of \$31,286.70**

<u>Check Date</u>	<u>Invoice</u>	<u>Description</u>	<u>Accounting Distribution</u>	<u>Invoice Pay Amount</u>
<u>CIVICPLUS</u>				
3/02/2020	CP-400	CP CONNECT	19 407 402001	11640.00
Check Amount for CIVICPLUS				11,640.00
<u>GATEWAY ENGINEERS</u>				
3/02/2020	280556	2020 ROAD PROGRAM DESIGN	19 439 370000	6696.00
3/02/2020	280559	GAZEBO AND FOUNDATION DESIGN AND BID DOCS	19 454 370000	2110.50
3/02/2020	280567	HILLCREST BRIDGE STRUCTUAL REPAIRS	19 439 376000	608.70
3/02/2020	280568	DENNY PARK CA AND INSPECTION	19 454 370000	699.25
3/02/2020	280569	2019 NELSON RUN RD BRIDGE INSPECTION	19 439 376000	913.10
3/02/2020	280571	MAYER PARK TRAIL	19 454 370000	2490.60
3/02/2020	280572	SANGREE PARK STREAM RESTORATION	19 454 370000	885.50
3/02/2020	280588	SANGREE BASKETBALL COURT DESIGN	19 454 370000	2301.05
Check Amount for GATEWAY ENGINEERS				16,704.70
<u>GHA TECHNOLOGIES</u>				
3/02/2020	101031011	MICROSOFT WINDOWS SERVER 2019 STANDARD	19 410 500002	1824.00
3/02/2020	101031830	WINDOWS 10 PROLICENSE - 1 LICENSE	19 410 500002	1003.00
Check Amount for GHA TECHNOLOGIES				2,827.00
<u>LEFCON</u>				
3/02/2020	18-4717	CONSULTING; TECHNICAL CONSULTING	19 410 500003	115.00
Check Amount for LEFCON				115.00
Report Total				31,286.70

TOWNSHIP OF ROSS

Escrow Payments

**Vendor Payments to be Approved
For Payment on March 2, 2020**

**Check #5081
In the amount of \$8,813.50**

Ross Township

FNB ESCROW HOLDING

Accounts Payable Check Run List

Page: 1

<u>Check Date</u>	<u>Invoice</u>	<u>Description</u>	<u>Accounting Distribution</u>	<u>Invoice Pay Amount</u>
GATEWAY ENGINEERS				
3/02/2020	280555	STUDIO RAW PARKING LOT EXPANSION GRADING PERMIT	05 250 250120	1163.00
3/02/2020	280557	NORTH SIDE CATHOLIC CEMETERY GRADING PERMIT	05 250 250246	2375.00
3/02/2020	280561	DISCOUNT TIRE - CONSTRUCTION ADMINISTRATION	05 250 250258	931.50
3/02/2020	280563	RIDGE AT HIGHLAND PINES CONSTRUCTION	05 250 250215	197.00
3/02/2020	280564	PERRY SHOPS REDEVELOPMENT PLAN (SP-19-01)	05 250 250272	502.50
3/02/2020	280565	NORMAN CASTAGNARI GRADING PERMIT (G-118)	05 250 250120	297.50
3/02/2020	280566	MATTOON GRADING PERMIT (G-123)	05 250 250120	154.00
3/02/2020	280574	HIGHLANDS PRD - PHASES 7&8	05 250 250124	155.00
3/02/2020	280575	PANDA EXPRESS - CONSTRUCTION INSPECTION	05 250 250244	129.00
3/02/2020	280576	ROSS PARK MALL REDEVELOPMENT (SEARS PARCEL)	05 250 250273	1833.00
3/02/2020	280577	DIAMONDS DIRECT (SP-19-4)	05 250 250283	1024.00
3/02/2020	280579	ECKER GRADING PERMIT (G-126)	05 250 250120	52.00
Check Amount for GATEWAY ENGINEERS				8,813.50
Report Total				8,813.50

TOWNSHIP OF ROSS

Sewage Payments

**Vendor Payments to be Approved
For Payment on March 2, 2020**

**Checks #3491 to #3493
In the amount of \$27,540.76**

FNB SEWAGE FUND**Ross Township**
Accounts Payable Check Run List

Page: 1

<u>Check Date</u>	<u>Invoice</u>	<u>Description</u>	<u>Accounting Distribution</u>	<u>Invoice Pay Amount</u>
<u>ABSOLUTE EQUIPMENT</u>				
3/02/2020	156108	ONE CALLS	08 429 250000	135.00
Check Amount for ABSOLUTE EQUIPMENT				135.00
<u>GATEWAY ENGINEERS</u>				
3/02/2020	280578	ROSS JACKS RUN FLOW MONITORING	08 430 451000	217.50
3/02/2020	280583	2020 O&M GENERAL SANITARY SEWER	08 430 370000	2378.00
3/02/2020	280584	2020 SANITARY SEWER REPAIRS	08 430 310000	14063.95
3/02/2020	280585	2020 O&M MANHOLE INSPECTION AND REHAB	08 430 370000	1109.50
3/02/2020	280586	2020 O&M CCTV	08 430 450000	3375.55
Check Amount for GATEWAY ENGINEERS				21,144.50
<u>JORDAN TAX SERVICE</u>				
3/02/2020	2-C-#141	SEWAGE COLLECTIONS JANUARY, 2020	08 402 316000	5833.33
3/02/2020	2-C-#20	MUNICIPAL CLAIMS - SEWAGE	08 402 316000	427.93
Check Amount for JORDAN TAX SERVICE				6,261.26
Report Total				27,540.76

TOWNSHIP OF ROSS

Payroll Fund

**Payroll & Payroll Liabilities to be
Ratified for the period, February 3, 2020
through February 16, 2020.**

**Checks #3973 through #3989;
Direct Deposits; and
Wire Transfers
in the amount of \$367,573.24**

FNB CREDIT CARD ACTIVITY BY DEPARTMENT**Public Works**

7151 #1	PA Plants	1/7/2020 01-430-250000	35.00 mf
	Staples	1/8/2020 01-430-210000	69.47 mf
	ESRI	1/10/2020 08-429-250000	2845.00 mf
	Office Max	1/14/2020 01-430-210000	129.61 mf
	Office Max	1/14/2020 01-430-210000	-8.48 mf
	Bravo	1/27/2020 01-430-460000	103.00 mf
	Fed Ex	1/31/2020 08-429-250000	51.45 mf

total**3225.05****Administration**

9371 #1	Allegheny League	1/7/2020 01-400-460000	130.00 rb
	7 Springs Lodging	1/8/2020 01-400-460000	100.00 rb
	7 Springs Lodging	1/8/2020 01-400-460000	100.00 rb
	7 Springs Lodging	1/8/2020 01-400-460000	100.00 rb
	Allegheny League	1/8/2020 01-400-460000	700.00 rb
	Allegheny League	1/8/2020 01-401-460000	350.00 rb
	7 Springs Lodging	1/9/2020 01-400-460000	100.00 rb
	Allegheny League	1/9/2020 01-400-460000	350.00 rb
	ADOBE Stock	1/11/2020 01-407-455000	56.17 rb
	ADOBE Creative Cloud	1/11/2020 01-407-455000	31.79 rb
	7 Springs Lodging	1/13/2020 01-400-460000	100.00 rb
	Allegheny League	1/13/2020 01-400-460000	350.00 rb
	Paypal	1/14/2020 01-401-460000	215.00 rb
	Paypal	1/14/2020 01-400-460000	250.00 rb
	Paypal	1/14/2020 01-410-460000	250.00 rb
	Allegheny League	1/15/2020 01-401-460000	65.00 rb
	Paypal	1/15/2020 01-401-460000	100.00 rb
	Paypal	1/15/2020 01-410-460000	100.00 rb
	Paypal	1/17/2020 01-400-460000	100.00 rb
	Big Lots	1/20/2020 01-400-460000	16.66 rb
	Sustainable Pittsburgh	1/22/2020 01-401-460000	35.00 rb
	7 Springs Lodging	1/23/2020 01-400-460000	100.00 rb
	7 Springs Lodging	1/23/2020 01-400-460000	100.00 rb
	Allegheny League	1/23/2020 01-400-460000	350.00 rb
	Allegheny League	1/23/2020 01-400-460000	350.00 rb
	Adobe Acropro	1/29/2020 01-407-455000	126.07 rb
	W2, 1099, 1095 E filing	1/28/2020 01-402-310000	236.90 db
	Glock Professional	1/30/2020 01-410-261000	250.00 jl
	Glock Professional	1/30/2020 01-410-261000	250.00 jl
	Glock Professional	1/30/2020 01-410-261000	250.00 jl
	Glock Professional	1/30/2020 01-410-261000	250.00 jl
	W2, 1099, 1095 E filing	1/31/2020 01-402-310000	41.83 db

total**5904.42****Administration**

9389 #2	EZ Pass	1/30/20 01-410-337000	50.00 rb
---------	---------	-----------------------	----------

50.00**Recreation**

9405 #1	Amazon	1/12/2020 01-453-240000	67.52 ep
	Amazon	1/13/2020 01-451-240000	41.48 ep
	Amazon	1/14/2020 01-413-240000	8.10 dr
	Amazon	1/29/2020 01-454-250000	54.54 mf

total**171.64****Recreation**

9413 #2	ADOBE	1/6/2020 01-451-240000	54.04 ep
	Kuhns	1/8/2020 01-451-240000	77.07 ep

Dunhams	1/10/2020 01-451-210100	36.51 ep
Linkedin	1/14/2020 01-453-461000	26.74 ep
Sams Club	1/17/2020 01-451-210100	110.80 ep
TST Dented Keg Brewing	1/17/2020 01-453-460000	18.90 ep
7 Springs Hidden Valley Resort	1/31/2020 01-453-460000	253.00 ep
	total	577.06

Police	American Polygraph Assoc	1/3/2020 01-410-420000	150.00 jl
3344 #1	American Assoc Police	1/3/2020 01-410-420000	125.00 jl
	The IAI	1/3/2020 01-410-420000	80.00 jl
	Paypal	1/3/2020 01-410-420000	40.00 jl
	Amazon	1/6/2020 01-410-451002	51.90 jl
	<u>WWW.GS-JJ</u>	1/9/2020 01-410-200000	137.60 jl
	Amazon	1/9/2020 01-410-200012	135.05 jl
	Amazon	1/9/2020 01-410-451002	50.26 jl
	Tri State Camera	1/10/2020 01-410-200010	438.99 jl
	National Pen Co	1/18/2020 01-410-242001	335.46 jl
	IDRIVE	1/30/2020 19-410-500002	2750.00 jl
	IDRIVE	1/30/2020 19-410-500002	152.00 jl
	PA DUI Assoc	1/30/2020 01-410-210000	195.00 jl
	American Assoc Police	1/30/2020 01-410-461000	320.00 jl
	United Airlines	1/30/2020 01-410-461000	610.40 jl
	total		5571.66

01-100-010400	2/26/2020	GRAND TOTAL	15499.83
----------------------	-----------	--------------------	-----------------

ORDINANCE NO. 2442

**TOWNSHIP OF ROSS
ALLEGHENY COUNTY, PENNSYLVANIA**

AN ORDINANCE OF ROSS TOWNSHIP, ALLEGHENY COUNTY, PENNSYLVANIA, CREATING AN ATHLETIC ADVISORY BOARD, PROVIDING OPERATING PROCEDURES AND STATING THE POWERS OF THE BOARD.

WHEREAS, Ross Township (the "Township") is a First-Class Township in Allegheny County, Pennsylvania; and

WHEREAS, pursuant to section 1502.44 of the Pennsylvania First Class Township Code, 53 P.S. section 56544, the Board of Commissioners has the authority to enact and amend provisions of the Code of Ordinances of Ross Township (the "Code") at any time it deems necessary for the health, safety, morals, cleanliness, beauty, convenience, comfort and general welfare of Ross Township and the inhabitants thereof; and

WHEREAS, the Board of Commissioners has deemed it to be in the best interest of the citizens of Ross Township to amend the Code to create an Athletic Advisory Board of Ross Township.

NOW, THEREFORE, BE IT ORDAINED AND ENACTED BY THE COMMISSIONERS OF ROSS TOWNSHIP, ALLEGHENY COUNTY, PENNSYLVANIA, AND IT IS HEREBY ORDAINED AND ENACTED BY AND WITH THE SAME THAT:

SECTION 1:

An advisory board to be known as the Ross Township Athletic Advisory Board (the "Ross AAB"), is hereby created and shall continue to function until this ordinance is revoked.

SECTION 2:

The Ross AAB shall be composed of nine (9) voting members who shall be appointed by the Township Board of Commissioners. Three (3) voting members shall be appointed at large, and six (6) members each shall be appointed from athletic organizations recognized by the Township. The Township will also be permitted to appoint a liaison and staff members from the Township Parks and Recreation Commission all of whom shall be nonvoting members.

SECTION 3:

Members of the Ross AAB shall be appointed in accordance with the following procedures:

- 1) The terms of office for each member shall expire on the first Monday in January following the last year of his/her term of office.
- 2) Duly appointed members shall server without compensation, except for payment of expenses.
- 3) Members shall be eighteen (18) years or older. The Township Board of Commissioners shall initially appoint members to serve a three (3) year term. The term of the initial members shall be set by the Board of Commissioners so as to be staggered in order to expire evenly.
- 4) The Township Board of Commissioners shall designate the initial Chair who shall server a three (3) year term. Thereafter, the members shall elect the Chair every three (3) years.

SECTION 4:

The Ross AAB is to be advisory to and shall coordinate its activities with the Township Board of Commissioners.

SECTION 5:

The Ross AAB shall have the following powers:

- 1) Review athletics facilities, related services and activities, excluding the Herb Field facility, advise and make recommendations to the Township Board of Commissioners regarding said facilities, services, and activities.
- 2) Review and recommend changes and improvements to the athletic facilities.
- 3) Assist with, and make recommendations as to, the continued safe provision of athletic opportunities to Township residents.
- 4) Receive and consider public comment and input regarding athletics facilities, services, and activities.
- 5) Support and promote programs and services.

SECTION 6:

The Ross AAB shall keep minutes of its meetings and records of its activities and shall make an annual report for the Township Board of Commissioners.

SECTION 7:

The Township Board of Commissioners may, from time to time, appropriate funds for the expenses incurred by the Ross AAB.

SECTION 8:

Any Ordinance or part thereof in conflict herewith, is hereby repealed to the extent of said conflict.

SECTION 9:

The Township Board of Commissioners is hereby authorized and directed to execute any and all documents necessary to effectuate the purposes of this Ordinance.

SECTION 10:

This Ordinance shall become effective on the date that it is passed by the Township Board of Commissioners.

ORDAINED AND ENACTED BY THE BOARD OF COMMISSIONERS FOR ROSS TOWNSHIP THIS 2ND DAY OF MARCH, 2020.

ATTEST

ROSS TOWNSHIP

Ronald L. Borczyk
Township Manager/Secretary

By: _____
Stephen L. Korbel, Esq.
President, Board of Commissioners



WASTE MANAGEMENT
WPA/WV/MD/VA Market Area
625 Cherrington Parkway
Moon Township, PA 15108

February 14, 2020

Ross Township
Attn: Ronald Borczyk, Municipal Manager
1000 Municipal Drive
Pittsburgh, PA15237

Dear Mr. Borczyk,

Waste Management is requesting Ross Township amend our current residential waste and recycling service contract, dated January 1, 2018 to remove glass beverage bottles and food jars (clear, brown, amber and green) from the accepted recyclables, as defined on page 21 of the contract.

While glass currently accepted at Waste Management's Material Recovery Facility (MRF) on Neville Island is being recycled and sent to an end market, glass collected through single stream recycling presents some challenges to a single-stream recycling processing center.

To help ensure the quality of other commodities accepted for recycling, and to limit contamination we are seeing at the MRF, we are requesting Ross Township removes this material from their curbside recyclables collection stream.


Please let me know if you have any questions or would like to have a further discussion.

Thank you,

A handwritten signature in black ink, appearing to read 'Michael Christ', written over a series of horizontal lines.

Michael Christ
Public Sector Municipal Representative
Waste Management of Pennsylvania, Inc.
625 Cherrington Pkwy
Moon Twp, PA. 15108
Cellular: 724-350-6733

ROSS TOWNSHIP
FINANCIAL STATEMENTS



FOR THE ONE-MONTH PERIOD
(MONTHLY BENCHMARK – 8.33%)
ENDING JANUARY 31, 2020
(unaudited)

**ROSS TOWNSHIP
FINANCIAL STATEMENTS
ONE-MONTH PERIOD ENDING JANUARY 31, 2020**

MEMO TO BOARD OF COMMISSIONERS

Financial Statement Analysis	1
------------------------------	---

GENERAL FUND

General Fund	
Revenue and Expenditures	3-4

ENTERPRISE FUND

Sanitary Sewer Fund	
Revenue and Expenditures	6

CAPITAL PROJECT FUND

Capital Projects Fund	
Revenue and Expenditures	8

LIQUID FUELS FUND

Liquid Fuels Fund	
Revenue and Expenditures	10

CASH BALANCES

Cash Fund Balance	
Monthly Cash Balances	12

Report Prepared By:

Dan Berty
Director of Finance

Subject: **MONTHLY REVIEW OF FINANCIAL STATEMENTS – JANUARY 2020**

General Fund Revenues

Real Estate Tax collections ended January at \$23,500, which is .3% of the budgeted revenue for the year, collections finished approximately \$10,671 behind collections for January 2019. Earned Income Tax collections finished January at \$150,654, which is 2.9% of the budgeted revenue for the year, finishing \$61,449 below collections at this point in 2019. Collections for Mercantile Tax, License Fees, Permit Fees, RAD, and Police Department Fees all finished above the monthly benchmark. Interest Income finished above the monthly benchmark.

Overall, \$764,731 was used of prior year's reserve to cover General Fund Expenditures in January.

General Fund Expenses

After one month, the overall General Fund expenses are at 6.6% of the total budget, which is below the January benchmark of 8.33%. Due to seasonality, Snow Removal was above the monthly benchmark. Intergovernmental Expenditures were at 18.4% of the annual budget due to the timing of one-time membership payments.

The total Expenditures finished approximately \$507,875 higher than this time in 2019. Most of this is due a \$300,000 transfer to the Capital fund.

Sewer Fund Analysis

Not much activity occurred in the Sewer Fund in January. Sewer Fund revenues were at 1.4% of the budgeted benchmark for January. There was little Sewer Fund Expenditures activity in January. Overall, \$163,288 of Sewer Fund Revenues exceeded Sewer Fund Expenditures.

Capital Fund Analysis

Due to invoice payments in January for 2019 services, the General Fund needed to transfer 10.2% of the annual budget into the Capital fund to make January payments. Since most of these payments were for 2019 related items, and were accrued back to 2019, they are not shown in the Capital Fund Expenditures for 2020.

Conclusion

Overall, it's slightly concerning that the General Fund needed to use an additional \$500k of Fund Balance that it did during January 2019. While \$300k is explainable due to the earlier need to transfer funds into the Capital Fund, the Township also saw a sizable increase in Police & Public Works Department expenditures in January 2020 vs January 2019. For the Police Department, seeing that it's Revenue for January 2020 was more than double than January 2019 (\$140k vs \$60k), indicates that the reason for the expenditure increase was due to additional Special Work Detail during the holiday season, and the additional revenues offset the increasing Expenditures. For the increase in Public Works in January 2020 vs January 2019, part of the reason for the increase is that an additional \$35k in salt was purchased this year versus last year at the same time, the remaining additional cost can be attributed to the additional full time employees in 2020 as well as other payroll related costs. It is still very early in 2020. Trends will continue to be monitored through out the year.



2020 GENERAL FUND SUMMARY

<p align="center">GENERAL FUND REVENUE AND EXPENDITURES FOR THE PERIOD JANUARY 1, 2020 TO JANUARY 31, 2020</p>

<u>REVENUE</u>	<u>2020</u> <u>BUDGET</u>	<u>YEAR</u> <u>TO DATE (YTD)</u>	<u>BUDGET</u> <u>VARIANCE</u>	<u>% OF BUDGET</u> <u>REALIZED</u>
REAL ESTATE TAXES	\$ 7,050,000	\$ 23,500	\$ 7,026,500	0.3%
REAL ESTATE TRANSFER TAX	\$ 750,000	\$ -	\$ 750,000	0.0%
EARNED INCOME TAX	\$ 5,125,000	\$ 150,654	\$ 4,974,346	2.9%
MERCANTILE TAX	\$ 850,000	\$ 79,906	\$ 770,094	9.4%
LOCAL SERVICE TAX	\$ 610,000	\$ 23,703	\$ 586,297	3.9%
BUSINESS PRIVILEGE TAX	\$ 475,000	\$ 23,641	\$ 451,359	5.0%
TAX REVENUE TOTAL	\$ 14,860,000	\$ 301,403	\$ 14,558,597	2.0%
LICENSE FEES	\$ 825,000	\$ 135,486	\$ 689,514	16.4%
PERMIT FEES	\$ 464,300	\$ 49,240	\$ 415,060	10.6%
FINES & COSTS	\$ 105,350	\$ 7,464	\$ 97,886	7.1%
INTEREST INCOME	\$ 80,000	\$ 7,966	\$ 72,034	10.0%
REGIONAL ASSET DISTRICT	\$ 550,000	\$ 95,867	\$ 454,133	17.4%
DEPARTMENT FEES - COMMUNITY DEVELOPMENT	\$ 83,650	\$ 4,432	\$ 79,218	5.3%
DEPARTMENT FEES - POLICE	\$ 461,710	\$ 148,630	\$ 313,080	32.2%
DEPARTMENT FEES - RECREATION	\$ 204,750	\$ 18,576	\$ 186,174	9.1%
OTHER NON TAX REVENUE	\$ 1,248,788	\$ 13,121	\$ 1,235,667	1.1%
INTERFUND TRANSFERS	\$ 1,560,000	\$ -	\$ 1,560,000	0.0%
NON TAX REVENUE TOTAL	\$ 5,583,548	\$ 480,782	\$ 5,102,766	8.6%
Prior Year Reserve	\$ 2,985,376	\$ 764,731	\$ 2,220,645	25.6%
TOTAL REVENUE	\$ 23,428,924	\$ 1,546,916	\$ 19,661,363	6.6%

<p align="center">GENERAL FUND REVENUE AND EXPENDITURES FOR THE PERIOD JANUARY 1, 2020 TO JANUARY 31, 2020</p>

<u>EXPENDITURES</u>	<u>2020</u> <u>BUDGET</u>	<u>YEAR</u> <u>TO DATE (YTD)</u>	<u>BUDGET</u> <u>VARIANCE</u>	<u>% OF BUDGET</u> <u>REALIZED</u>
GENERAL GOVERNMENT				
LEGISLATIVE	\$ 132,478	\$ 4,989	\$ 127,489	3.8%
EXECUTIVE	\$ 380,824	\$ 27,931	\$ 352,893	7.3%
FINANCE	\$ 324,655	\$ 22,780	\$ 301,875	7.0%
TAX COLLECTION	\$ 218,715	\$ 828	\$ 217,887	0.4%
LEGAL SERVICES	\$ 152,500	\$ -	\$ 152,500	0.0%
DATA PROCESSING	\$ 78,000	\$ 3,266	\$ 74,734	4.2%
ENGINEERING	\$ 155,000	\$ -	\$ 155,000	0.0%
BUILDINGS	\$ 262,500	\$ 14,972	\$ 247,528	5.7%
TOTAL GENERAL GOVERNMENT EXPENSES	\$ 1,704,672	\$ 74,765	\$ 1,629,907	4.4%
PUBLIC SAFETY				
POLICE DEPARTMENT	\$ 7,268,197	\$ 563,481	\$ 6,704,716	7.8%
SCHOOL CROSSING GUARDS	\$ 238,819	\$ 15,941	\$ 222,878	6.7%
FIRE DEPARTMENT	\$ 1,305,217	\$ 3,907	\$ 1,301,310	0.3%
TOTAL PUBLIC SAFETY EXPENSES	\$ 8,812,233	\$ 583,329	\$ 8,228,904	6.6%
COMMUNITY DEVELOPMENT				
BUILDING AND CODES	\$ 562,575	\$ 31,764	\$ 530,811	5.6%
PLANNING & ZONING	\$ 162,441	\$ 10,141	\$ 152,300	6.2%
EMERGENCY MANAGEMENT	\$ 3,600	\$ -	\$ 3,600	0.0%
TOTAL COMMUNITY DEVELOPMENT EXPENSES	\$ 728,616	\$ 41,905	\$ 686,711	5.8%
PUBLIC WORKS				
PUBLIC WORKS - GENERAL	\$ 3,768,880	\$ 317,072	\$ 3,451,808	8.4%
ROAD MAINTENANCE	\$ 58,250	\$ 393	\$ 57,857	0.7%
SNOW REMOVAL	\$ 552,500	\$ 55,396	\$ 497,104	10.0%
TRAFFIC CONTROL	\$ 100,750	\$ 2,451	\$ 98,299	2.4%
STREET LIGHTING	\$ 269,550	\$ 2,945	\$ 266,605	1.1%
STORM SEWERS	\$ 440,000	\$ 348	\$ 439,652	0.1%
VEHICLE REPAIRS	\$ 344,000	\$ (2,935)	\$ 346,935	-0.9%
TOTAL PUBLIC WORKS EXPENSES	\$ 5,533,930	\$ 375,671	\$ 5,158,259	6.8%
RECREATION				
RECREATION - GENERAL	\$ 317,351	\$ 21,923	\$ 295,428	6.9%
RECREATION PROGRAMMING	\$ 178,732	\$ 1,156	\$ 177,576	0.6%
PARK MAINTENANCE	\$ 139,500	\$ 377	\$ 139,123	0.3%
TOTAL RECREATION EXPENSES	\$ 635,583	\$ 23,456	\$ 612,127	3.7%
LIBRARY				
LIBRARY CONTRIBUTION	\$ 525,841	\$ 132,151	\$ 393,690	25.1%
TOTAL LIBRARY EXPENSES	\$ 525,841	\$ 132,151	\$ 393,690	25.1%
SENIOR PROGRAMS				
SENIOR CITIZEN BUS	\$ 60,000	\$ 3,750	\$ 56,250	6.3%
TOTAL LIBRARY EXPENSES	\$ 60,000	\$ 3,750	\$ 56,250	6.3%
OTHER EXPENSES				
DEBT SERVICE	\$ 655,878	\$ 16	\$ 655,862	0.0%
PENSION OBLIGATIONS	\$ 1,091,421	\$ 5,612	\$ 1,085,809	0.5%
RETIREE HEALTH BENEFITS	\$ 25,000	\$ 3,776	\$ 21,224	15.1%
INSURANCE	\$ 192,250	\$ -	\$ 192,250	0.0%
INTERGOVERNMENTAL	\$ 13,500	\$ 2,485	\$ 11,015	18.4%
REAL ESTATE REFUNDS	\$ 100,000	\$ -	\$ 100,000	0.0%
INTERFUND TRANSFER	\$ 3,350,000	\$ 300,000	\$ 3,050,000	9.0%
	\$ 5,428,049	\$ 311,889	\$ 5,116,160	5.7%
TOTAL EXPENSES	\$ 23,428,924	\$ 1,546,915	\$ 21,882,009	6.6%
REVENUES OVER (UNDER) EXPENDITURES	\$ -	\$ 0	\$ -	

2020 SANITARY SEWAGE FUND

<p align="center">SEWER FUND REVENUE AND EXPENDITURES FOR THE PERIOD JANUARY 1, 2020 TO JANUARY 31, 2020</p>

<u>REVENUE</u>	<u>2020</u> <u>BUDGET</u>	<u>YEAR</u> <u>TO DATE (YTD)</u>	<u>BUDGET</u> <u>VARIANCE</u>	<u>% OF BUDGET</u> <u>REALIZED</u>
SEWER USER FEE - CURRENT	\$ 10,109,000	\$ 149,066	\$ 9,959,934	1.5%
SEWER USER FEE - DELINQUENT	\$ 115,000	\$ 9,769	\$ 105,231	8.5%
SEWER USER FEE - CONNECTIONS	\$ 50,000	\$ 5,530	\$ 44,470	11.1%
INTEREST EARNED	\$ 25,000	\$ 2,424	\$ 22,576	9.7%
FUND BALANCE	\$ 1,996,304	\$ -	\$ 1,996,304	0.0%
SEWER REVENUE TOTAL	\$ 12,295,304	\$ 166,789	\$ 12,128,515	1.4%
 <u>EXPENDITURES</u>				
FINANCIAL ADMINISTRATION	\$ 137,000	\$ -	\$ 137,000	0.0%
SEWER TREATMENT COST - ALCOSAN	\$ 8,287,688	\$ -	\$ 8,287,688	0.0%
SEWER TREATMENT COST - GIRTY'S RUN	\$ 1,661,536	\$ -	\$ 1,661,536	0.0%
SEWER TREATMENT COST - OTHER	\$ 99,080	\$ 3,501	\$ 95,579	3.5%
CONSENT ORDER WORK - DEFICIENCY CORRECTIONS	\$ 930,000	\$ -	\$ 930,000	0.0%
CONSENT ORDER WORK - OTHER	\$ 580,000	\$ -	\$ 580,000	0.0%
INTERFUND TRANSFERS	\$ 600,000	\$ -	\$ 600,000	0.0%
SEWER EXPENDITURES TOTAL	\$ 12,295,304	\$ 3,501	\$ 12,291,803	0.0%
 REVENUES OVER (UNDER) EXPENDITURES	 \$ -	 \$ 163,288	 \$ (163,288)	

2020 CAPITAL FUND

<p align="center">CAPITAL FUND REVENUE AND EXPENDITURES FOR THE PERIOD JANUARY 1, 2020 TO JANUARY 31, 2020</p>

<u>REVENUE</u>	<u>2020</u> <u>BUDGET</u>	<u>YEAR</u> <u>TO DATE (YTD)</u>	<u>BUDGET</u> <u>VARIANCE</u>	<u>% OF BUDGET</u> <u>REALIZED</u>
TRANSFER FROM GENERAL FUND	\$ 2,930,000	\$ 300,000	\$ 2,630,000	10.2%
POLICE EQUIPMENT GRANT	\$ 180,900	\$ -	\$ 180,900	0.0%
INTEREST EARNED	\$ 2,000	\$ 107	\$ 1,893	5.4%
PRIOR YEAR FUND BALANCE	\$ 1,341,542	\$ -	\$ 1,341,542	0.0%
CAPITAL REVENUE TOTAL	\$ 4,454,442	\$ 300,107	\$ 4,154,335	6.7%
 <u>EXPENDITURES</u>				
DATA PROCESSING	\$ 20,000	\$ 2,075	\$ 17,925	10.4%
POLICE EQUIPMENT & IMPROVEMENTS	\$ 418,942	\$ 4,591	\$ 414,351	1.1%
PUBLIC WORKS EQUIPMENT	\$ 12,000	\$ -	\$ 12,000	0.0%
ROAD PROGRAM	\$ 2,000,000	\$ -	\$ 2,000,000	0.0%
BRIDGE REPAIRS/REPLACEMENT	\$ 890,000	\$ -	\$ 890,000	0.0%
BUILDING IMPROVEMENTS	\$ 50,000	\$ -	\$ 50,000	0.0%
SLOPE STABILIZATION	\$ 200,000	\$ -	\$ 200,000	0.0%
PARK IMPROVEMENT PROJECTS	\$ 863,500	\$ -	\$ 863,500	0.0%
CAPITAL EXPENDITURES TOTAL	\$ 4,454,442	\$ 6,666	\$ 4,447,776	0.1%
 REVENUES OVER (UNDER) EXPENDITURES	 \$ -	 \$ 293,441	 \$ (293,441)	

2020 LIQUID FUELS FUND

<p align="center">LIQUID FUELS FUND REVENUE AND EXPENDITURES FOR THE PERIOD JANUARY 1, 2020 TO JANUARY 31, 2020</p>
--

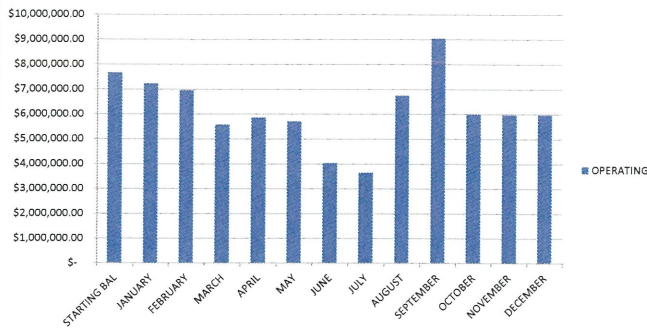
<u>REVENUE</u>	<u>2020</u> <u>BUDGET</u>	<u>YEAR</u> <u>TO DATE (YTD)</u>	<u>BUDGET</u> <u>VARIANCE</u>	<u>% OF BUDGET</u> <u>REALIZED</u>
LIQUID FUEL ALLOCATION	\$ 921,766	\$ -	\$ 921,766	0.0%
INTEREST EARNED	\$ 5,000	\$ 120	\$ 4,880	2.4%
LIQUID FUELS REVENUE TOTAL	\$ 926,766	\$ 120	\$ 926,646	0.0%
 <u>EXPENDITURES</u>				
TRANSFER TO GENERAL FUND	\$ 960,000	\$ -	\$ 960,000	0.0%
LIQUID FUELS EXPENDITURES TOTAL	\$ 960,000	\$ -	\$ 960,000	0.0%
 REVENUES OVER (UNDER) EXPENDITURES	 \$ (33,234)	 \$ 120	 \$ (33,354)	

**2019 - 2020 TOWNSHIP CASH
BALANCES**

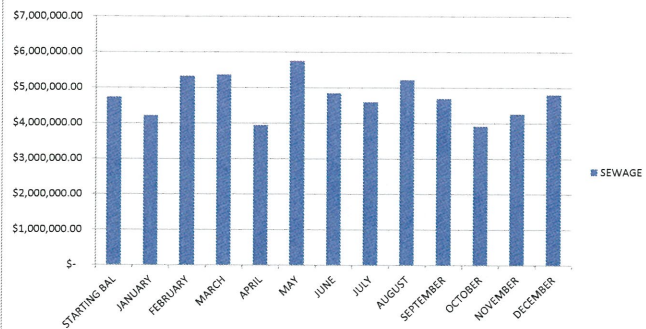
2019 - 2020 MONTHLY CASH BALANCE

2019	STARTING BAL	JANUARY	FEBRUARY	MARCH	APRIL	MAY	JUNE	JULY	AUGUST	SEPTEMBER	OCTOBER	NOVEMBER	DECEMBER
ACCOUNT:													
OPERATING	\$ 7,669,327.72	\$ 7,230,217.55	\$ 6,962,380.99	\$ 5,575,077.67	\$ 5,861,596.90	\$ 5,710,604.72	\$ 4,038,027.68	\$ 3,638,348.88	\$ 6,752,075.94	\$ 9,049,862.62	\$ 5,996,933.93	\$ 5,969,573.36	\$ 5,972,624.84
SEWAGE	\$ 4,718,749.09	\$ 4,208,222.93	\$ 5,317,537.47	\$ 5,358,612.96	\$ 3,947,477.82	\$ 5,757,442.85	\$ 4,844,731.33	\$ 4,592,620.44	\$ 5,210,536.32	\$ 4,685,494.32	\$ 3,910,656.44	\$ 4,264,928.15	\$ 4,800,936.09
CAPITAL	\$ 832,781.91	\$ 437,419.41	\$ 363,583.34	\$ 1,322,496.83	\$ 1,081,612.39	\$ 565,858.14	\$ 1,452,246.29	\$ 893,073.38	\$ 125,293.51	\$ 15,288.85	\$ 511,337.78	\$ 387,278.52	\$ 79,089.61
PLGIT GENERAL	\$ 2,035,737.14	\$ 2,040,100.62	\$ 2,044,072.16	\$ 2,048,443.10	\$ 2,052,635.03	\$ 2,056,897.35	\$ 2,060,977.04	\$ 2,065,111.06	\$ 2,069,076.64	\$ 2,072,811.47	\$ 2,076,433.94	\$ 2,079,534.06	\$ 2,082,647.57
TOTAL:	\$ 13,462,706.05	\$ 13,027,125.28	\$ 13,826,208.98	\$ 13,311,423.02	\$ 12,481,159.96	\$ 14,296,240.02	\$ 12,839,829.90	\$ 12,963,544.81	\$ 17,672,106.78	\$ 18,094,331.58	\$ 15,282,769.33	\$ 15,935,034.09	\$ 15,256,595.86

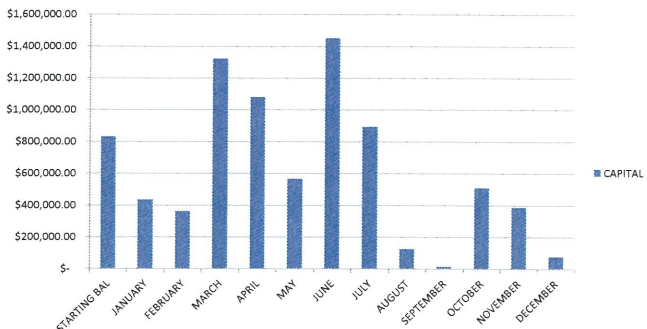
2019 - OPERATING



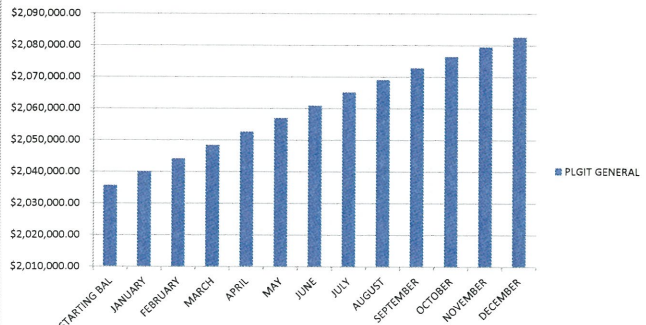
2019 - SEWAGE



2019 - CAPITAL



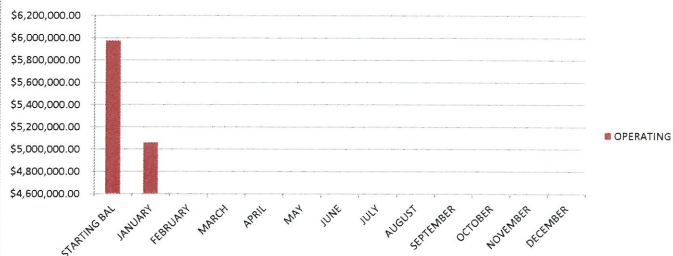
2019 - PLGIT GENERAL (INVESTMENT ACCOUNT)



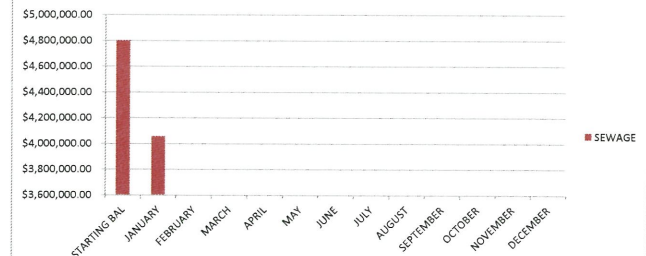
2020

	STARTING BAL	JANUARY	FEBRUARY	MARCH	APRIL	MAY	JUNE	JULY	AUGUST	SEPTEMBER	OCTOBER	NOVEMBER	DECEMBER
ACCOUNT:													
OPERATING	\$ 5,972,624.84	\$ 5,059,382.67											
SEWAGE	\$ 4,800,936.09	\$ 4,055,271.12											
CAPITAL	\$ 79,089.61	\$ 258,811.65											
PLGIT GENERAL	\$ 2,082,647.57	\$ 2,085,752.40											
TOTAL:	\$ 12,935,298.11	\$ 11,459,217.84	\$ -	\$ -	\$ -	\$ -	\$ -	\$ -	\$ -	\$ -	\$ -	\$ -	\$ -

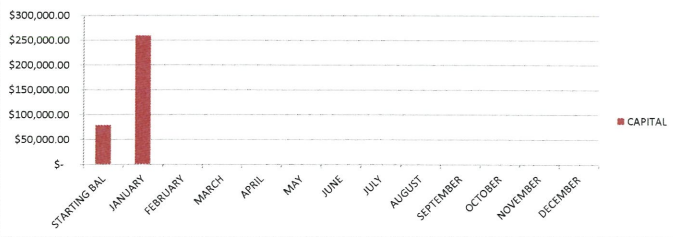
2020 - OPERATING



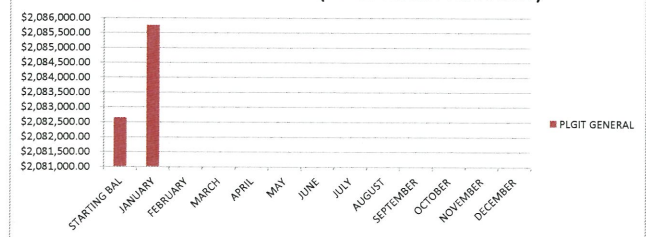
2020 - SEWAGE



2020 - CAPITAL



2020 - PLGIT GENERAL (INVESTMENT ACCOUNT)



**GATEWAY ENGINEERS**

100 MCMORRIS ROAD
PITTSBURGH, PA 15205-9401
412.921.4030 PHONE
855.634.9284 TOLL-FREE
412.921.9960 FAX

GatewayEngineers.com

February 17, 2020
C-34505-2005

Ross Township
Municipal Building
1000 Ross Municipal Drive
Pittsburgh, PA 15237

Attn: Ronald Borczyk, Ross Township Manager

Re: Ross Township 2020 Sewer Repair Contracts

Dear Ron:

Bids were received and opened on February 12, 2020 for the Ross Township 2020 Sewer Repair Contracts. Six (6) bids were delivered to the Township for the opening of Contract A, and five (5) bids for Contract B.

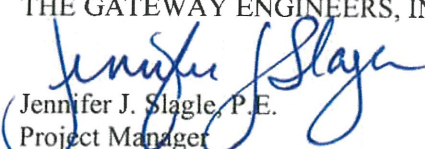
Gateway prepared the bid tabulation from the submitted bids and determined that the low bidder for Contract A is Soli Construction, Inc. in the amount of \$ 287,870.00. The low bidder for Contract B is Insight Pipe, Inc. in the amount of \$ 373,775.00 for the Base Bid and \$ 4,500.00 for Add Alternate No.1 for a total combined amount of \$ 378,275.00.

Based on the bid tabulations prepared by Gateway, we recommend that the Board award the following at the upcoming Board Meeting:

- | | |
|---|---------------|
| 1. Contract A to Soli Construction, Inc. in the amount of | \$ 287,870.00 |
| 2. Contract B to Insight Pipe, Inc. in the amount of | \$ 378,275.00 |

A copy of the certified bid tabulations detailing the unit prices for each contract is enclosed. If you have any questions, please contact me at 412-921-4030, Ext. 233.

Sincerely,
THE GATEWAY ENGINEERS, INC.


Jennifer J. Slagle, P.E.
Project Manager

Enclosures

cc: Mike Funk, Township Public Works Director
Richard D. Minsterman, P.E., Township Engineer
Travis K. Stanczyk, P.E., Project Engineer

G:\Projects\34000 Ross\34505 - O&M - Consent Order\2020\2005 Repairs\Docs\Engineering\Specifications\Award Docs\Bid Recommendation Letter A and B.docx

A FULL SERVICE CIVIL ENGINEERING FIRM

MUNICIPAL ENGINEERING • LAND DEVELOPMENT • SURVEYING • GIS MAPPING
LANDSCAPE ARCHITECTURE • STRUCTURAL ENGINEERING • TRAFFIC ENGINEERING
ENVIRONMENTAL / ECOLOGICAL • GEOTECHNICAL • INSPECTION / MATERIAL TESTING

MISSION STATEMENT

TO HELP OUR CLIENTS REACH A HIGHER
LEVEL OF SUCCESS THROUGH KNOWLEDGE,
EXPERIENCE AND RESPONSIVENESS.

RECORD OF BIDS				Received on:				C-34505-2005				The Gateway Engineers, Inc.			
Ross Township				February 12, 2020				100 McMorris Road				Pittsburgh, PA 15205			
1000 Ross Municipal Drive				11:00 A.M.											
Pittsburgh, PA 15237															
Ross Township 2020 Sewer Repair Contracts - Contract A															
ITEM NO.	DESCRIPTION	UNIT	QTY.	Soli Construction, Inc. 120 Tropiano Lane Irwin, PA 15642		State Pipe Services, Inc. 7587 Franklin Road Cranberry Township, PA 16066		Roto-Rooter Services Company 3731 William Penn Highway Murrysville, PA 15668		Ostris Enterprises 2943 Brownsville Road Pittsburgh, PA 15237		S.E.T., Inc. 235 East Water Street Lowellville, OH 44436-1273		Jet Jack, Inc. 5020 Thoms Run Road Oakdale, PA 15071	
				UNIT PRICE	TOTAL	UNIT PRICE	TOTAL	UNIT PRICE	TOTAL	UNIT PRICE	TOTAL	UNIT PRICE	TOTAL	UNIT PRICE	TOTAL
25	Bituminous Wedge Curb Restoration, complete in place	L.F.	50	\$1.00	\$50.00	\$30.00	\$1,500.00	\$50.00	\$2,500.00	\$1.00	\$50.00	\$25.00	\$1,250.00	\$5.00	\$250.00
26	Bituminous Driveway Restoration, complete in place	S.Y.	35	\$80.00	\$2,800.00	\$125.00	\$4,375.00	\$100.00	\$3,500.00	\$65.00	\$2,275.00	\$144.43	\$5,055.05	\$60.00	\$2,100.00
27	Bituminous Roadway Restoration, complete in place	S.Y.	120	\$90.00	\$10,800.00	\$125.00	\$15,000.00	\$100.00	\$12,000.00	\$105.00	\$12,600.00	\$181.90	\$21,828.00	\$90.00	\$10,800.00
28	Mill and Pave, complete in place	S.Y.	50	\$40.00	\$2,000.00	\$30.00	\$1,500.00	\$150.00	\$7,500.00	\$75.00	\$3,750.00	\$100.00	\$5,000.00	\$20.00	\$1,000.00
29	Concrete Curb Restoration, complete in place	L.F.	20	\$10.00	\$200.00	\$30.00	\$600.00	\$50.00	\$1,000.00	\$50.00	\$1,000.00	\$66.25	\$1,325.00	\$35.00	\$700.00
30	Concrete Sidewalk Restoration, complete in place	S.F.	25	\$10.00	\$250.00	\$20.00	\$500.00	\$30.00	\$750.00	\$12.00	\$300.00	\$24.35	\$608.75	\$15.00	\$375.00
31	Concrete Driveway Restoration, complete in place	S.Y.	60	\$100.00	\$6,000.00	\$120.00	\$7,200.00	\$120.00	\$7,200.00	\$110.00	\$6,600.00	\$104.54	\$6,272.40	\$110.00	\$6,600.00
32	Gravel Driveway Restoration, complete in place	S.Y.	20	\$1.00	\$20.00	\$2.00	\$40.00	\$100.00	\$2,000.00	\$5.00	\$100.00	\$21.63	\$432.60	\$25.00	\$500.00
33	Restoration of Landscape Wall, complete in place	S.F.F.	100	\$50.00	\$5,000.00	\$10.00	\$1,000.00	\$50.00	\$5,000.00	\$30.00	\$3,000.00	\$80.00	\$8,000.00	\$40.00	\$4,000.00
34	Restoration of Disturbed Lawn Areas, complete in place	EA.	25	\$400.00	\$10,000.00	\$100.00	\$2,500.00	\$500.00	\$12,500.00	\$500.00	\$12,500.00	\$380.00	\$9,500.00	\$750.00	\$18,750.00
35	Fence Removal and Replacement, complete in place	L.F.	75	\$50.00	\$3,750.00	\$1.00	\$75.00	\$50.00	\$3,750.00	\$30.00	\$2,250.00	\$75.00	\$5,625.00	\$35.00	\$2,625.00
36	Crew Time, complete in place	HR.	5	\$400.00	\$2,000.00	\$400.00	\$2,000.00	\$500.00	\$2,500.00	\$400.00	\$2,000.00	\$750.00	\$3,750.00	\$700.00	\$3,500.00
37	Pre-CCTV Repair Location Determination, complete in place	EA.	45	\$300.00	\$13,500.00	\$400.00	\$18,000.00	\$400.00	\$18,000.00	\$300.00	\$13,500.00	\$700.00	\$31,500.00	\$350.00	\$15,750.00
38	Post Repair Sanitary Sewer Inspections and Light Cleaning, complete in place	L.F.	3,500	\$1.00	\$3,500.00	\$2.00	\$7,000.00	\$3.00	\$10,500.00	\$3.00	\$10,500.00	\$5.00	\$17,500.00	\$3.00	\$10,500.00
39	Repair Access and Restoration, complete in place	L.S.	1	\$7,500.00	\$7,500.00	\$4,500.00	\$4,500.00	\$10,000.00	\$10,000.00	\$10,000.00	\$10,000.00	\$15,000.00	\$15,000.00	\$3,500.00	\$3,500.00
40	Traffic Control and Resident Notification, complete in place	L.S.	1	\$7,000.00	\$7,000.00	\$15,000.00	\$15,000.00	\$10,000.00	\$10,000.00	\$85,000.00	\$85,000.00	\$40,200.00	\$40,200.00	\$5,000.00	\$5,000.00
41	Emergency Mobilization, complete in place	EA.	2	\$200.00	\$400.00	\$500.00	\$1,000.00	\$1,000.00	\$2,000.00	\$500.00	\$1,000.00	\$3,500.00	\$7,000.00	\$500.00	\$1,000.00
42	8" Clipp Spot Liner, All Depths, complete in place	L.F.	6	\$350.00	\$2,100.00	\$400.00	\$2,400.00	\$450.00	\$2,700.00	\$600.00	\$3,600.00	\$1,666.67	\$10,000.02	\$650.00	\$3,900.00
Base Bid Total				*	\$287,870.00		\$329,860.00		\$364,500.00		\$393,800.00		\$434,492.72		\$439,455.00

* Apparent low bidder

Certified As A Correct
Copy Of All Bids Received

Date: 2/17/2020

By: 

RECORD OF BIDS		Received on:		C-34505-2005		The Gateway Engineers, Inc.	
Ross Township		February 12, 2020				100 McMorris Road	
1000 Ross Municipal Drive		11:00 A.M.				Pittsburgh, PA 15205	
Pittsburgh, PA 15237							

Ross Township 2020 Sewer Repair Contracts - Contract B

BIDDERS				Insight Pipe Contracting, LLC 232 E. Lancaster Road Harmony, PA 16037		Jet Jack, Inc. 5020 Thoms Run Road Oakdale, PA 15071		Instaform Technologies, LLC 17988 Edison Avenue Chesterfield, MO 63005		Standard Pipe Services, LLC 567 Walther Road Newark, DE 19702		IPR Northeast, LLC 10555 Tucker Street Beltsville, MD 20705		
ITEM NO.	DESCRIPTION		UNIT	QTY.	UNIT PRICE	TOTAL	UNIT PRICE	TOTAL	UNIT PRICE	TOTAL	UNIT PRICE	TOTAL	UNIT PRICE	TOTAL
Base Bid														
1	8" CIPP Lining (MH to MH), all depths, complete in place		L.F.	9,250	\$28.30	\$261,775.00		\$203,687.50	\$30.25	\$279,812.50		\$323,750.00	\$36.00	\$333,000.00
2	10" CIPP Lining (MH to MH), all depths, complete in place		L.F.	1,100	\$29.00	\$31,900.00	\$34.00	\$37,400.00	\$40.00	\$44,000.00		\$39,600.00	\$39.00	\$42,900.00
3	12" CIPP Lining (MH to MH), all depths, complete in place		L.F.	550	\$45.00	\$24,750.00	\$40.00	\$22,000.00	\$40.00	\$22,000.00		\$21,450.00	\$58.50	\$32,175.00
4	15" CIPP Lining (MH to MH), all depths, complete in place		L.F.	400	\$45.00	\$18,000.00	\$55.00	\$22,000.00	\$55.00	\$22,000.00		\$23,200.00	\$63.25	\$25,300.00
5	8"-15" Sanitary Sewer Heavy Cleaning, complete in place		L.F.	2,500	\$2.00	\$5,000.00	\$3.50	\$8,750.00	\$3.00	\$7,500.00		\$5,000.00	\$7.00	\$17,500.00
6	Removal of Protruding Service Taps, complete in place		EA.	8	\$450.00	\$3,600.00	\$100.00	\$800.00	\$500.00	\$4,000.00		\$2,000.00	\$1,300.00	\$10,400.00
7	Reinstatement of Active Service Laterals, complete in place		EA.	150	\$125.00	\$18,750.00	\$75.00	\$11,250.00	\$100.00	\$15,000.00		\$22,500.00	\$30.00	\$4,500.00
8	Pre-CCTV locate for repairs removed from the contract, complete in place		EA.	2	\$250.00	\$500.00	\$5.00	\$10.00	\$550.00	\$1,100.00	★	\$1,600.00	\$1,150.00	\$2,300.00
9	Traffic Control and Resident Notification, complete in place		L.S.	1	\$9,000.00	\$9,000.00	\$3,000.00	\$3,000.00	\$12,000.00	\$12,000.00		\$5,000.00	\$14,000.00	\$14,000.00
10	Repair Access and Restoration, complete in place		L.S.	1	\$500.00	\$500.00	\$500.00	\$500.00	\$6,500.00	\$6,500.00		\$8,000.00	\$6,000.00	\$6,000.00
					*	\$373,775.00		\$399,397.50		\$413,912.50		\$452,100.00		\$488,075.00
					Base Bid Total									

Add Alternate No. 1													
1	Infiltrate Control, per joint, complete in place	EA.	10	\$450.00	\$4,500.00	\$1,750.00	\$17,500.00	\$1,060.00	\$10,600.00	\$1,500.00	\$15,000.00	\$2,000.00	\$20,000.00
Base Bid and Add Alternate No. 1 Total					\$378,275.00		\$416,897.50		\$424,512.50		\$467,100.00		\$508,075.00

Certified As A Correct Copy Of All Bids Received

By:  Date: 2/17/2020

*Apparent low bidder

★ Line Item No. 8 was multiplied incorrectly thus showing a math error of \$16,000.00 in the Bid. The corrected bid amount is shown

**GATEWAY ENGINEERS**

100 MCMORRIS ROAD
PITTSBURGH, PA 15205-9401
412.921.4030 PHONE
855.634.9284 TOLL-FREE
412.921.9960 FAX

GatewayEngineers.com

February 17, 2020
C-34505-2003

Ross Township
Municipal Building
1000 Ross Municipal Drive
Pittsburgh, PA 15237

Attn: Ronald Borczyk, Ross Township Manager

Re: Ross Township 2020 CCTV Inspections

Dear Ron:

Bids were received and opened February 12, 2020 for the Ross Township 2020 CCTV Inspections Contract. Four (4) bids were delivered to the Township for the Bid opening.


Gateway prepared the bid tabulation from the submitted bids and determined that the low bidder for the Contract is State Pipe Services, Inc. in the amount of \$ 89,995.00.

Based on the bid tabulation prepared by Gateway, we recommend that the Board award the following at the next Board Meeting:

1. CCTV Contract to State Pipe Services, Inc. in the amount of \$ 89,995.00

A copy of the certified bid tabulation detailing the unit prices is enclosed. If you have any questions, please contact me at 412-921-4030, Ext. 233.

Sincerely,
THE GATEWAY ENGINEERS, INC.


Jennifer J. Slagle, P.E.
Project Manager
Enclosures

cc: Mike Funk, Township Public Works Director
Richard D. Minsterman, P.E., Township Engineer
Travis K. Stanczyk, P.E., Project Engineer

G:\Projects\34000 Ross\34505 - O&M - Consent Order\2020\2003 CCTV\Docs\Engineering\Specifications\Bid Recommendation Letter 2020.docx

A FULL-SERVICE CIVIL ENGINEERING FIRM

MUNICIPAL ENGINEERING • LAND DEVELOPMENT • SURVEYING • GIS MAPPING
LANDSCAPE ARCHITECTURE • STRUCTURAL ENGINEERING • TRAFFIC ENGINEERING
ENVIRONMENTAL / ECOLOGICAL • GEOTECHNICAL • INSPECTION / MATERIAL TESTING

MISSION STATEMENT

TO HELP OUR CLIENTS REACH A HIGHER
LEVEL OF SUCCESS THROUGH KNOWLEDGE,
EXPERIENCE AND RESPONSIVENESS.

RECORD OF BIDS Ross Township 1000 Ross Municipal Drive Pittsburgh, PA 15237	Received on: February 12, 2020 11:00 A.M.	The Gateway Engineers, Inc. 100 McMorris Road Pittsburgh, PA 15205	C-34505-2003
---	--	--	--------------

Ross Township 2020 CCTV Inspections

BIDDERS		Slate Pipe Services, Inc. 7587 Franklin Road Cranberry Township, PA 16066		Insight Pipe Contracting, LLC 232 E. Lancaster Road Harmony, PA 16037		Jet Jack, Inc. 5020 Thoms Run Road Oakdale, PA 15071		Standard Pipe Services, LLC 567 Walther Road Newark, DE 19702	
ITEM NO.	DESCRIPTION	UNIT	QTY.	UNIT PRICE	TOTAL	UNIT PRICE	TOTAL	UNIT PRICE	TOTAL
Base Bid									
1	8"-10" Sanitary Sewer Light Cleaning and CCTV Inspections, complete in place	L.F.	29,500	\$2.14	\$63,130.00	\$2.70	\$79,650.00	\$2.75	\$81,125.00
2	12"-18" Sanitary Sewer Light Cleaning and CCTV Inspections, complete in place	L.F.	3,000	\$2.90	\$8,700.00	\$2.70	\$8,100.00	\$3.00	\$9,000.00
3	21"-24" Sanitary Sewer Light Cleaning and CCTV Inspections, complete in place	L.F.	500	\$2.00	\$1,000.00	\$2.70	\$1,350.00	\$3.75	\$1,875.00
4	8"-10" Sanitary Sewer Heavy Cleaning, complete in place	L.F.	4,500	\$1.80	\$8,100.00	\$3.00	\$13,500.00	\$2.50	\$11,250.00
5	12"-18" Sanitary Sewer Heavy Cleaning, complete in place	L.F.	1,000	\$1.80	\$1,800.00	\$4.00	\$4,000.00	\$3.00	\$3,000.00
6	21"-24" Sanitary Sewer Heavy Cleaning, complete in place	L.F.	100	\$1.00	\$100.00	\$5.00	\$500.00	\$5.00	\$500.00
7	Removal of Protruding Service Taps, complete in place	E.A.	5	\$305.00	\$1,525.00	\$350.00	\$1,750.00	\$100.00	\$500.00
8	Crew Time, complete in place	HR.	5	\$200.00	\$1,000.00	\$200.00	\$1,000.00	\$450.00	\$2,250.00
9	Traffic Controls, Resident Notification, and General Site Cleanup, complete in place	L.S.	1	\$4,500.00	\$4,500.00	\$3,700.00	\$3,700.00	\$7,500.00	\$7,500.00
10	Remote Manhole Access and Restoration, complete in place	L.S.	1	\$100.00	\$100.00	\$500.00	\$500.00	\$1,500.00	\$1,500.00
Base Bid Total				*	\$89,955.00		\$114,050.00		\$118,500.00
									\$156,675.00

* Apparent low bidder

Certified As A Correct
Copy Of All Bids Received

Date: 2/17/2020

By: 



TOWNSHIP OF ROSS ALLEGHENY COUNTY, PA DEER MANAGEMENT POLICY

DRAFT

Adopted by the Board of Commissioners: (DATE)

ROSS TOWNSHIP 1000 Ross Municipal Drive, Pittsburgh, PA 15237

Table of Contents

Section I:

Introduction.....	2
Problems Associated with Deer in Developed Areas.....	3
Obstacles Associated with Community Deer Management.....	4
Deer Management in Developed Areas: Fact and Fiction.....	6

Section II:

Developing a Plan for Ross Township.....	7
Identify the Problem.....	7
Why Have a Plan.....	10

Section III:

Management Options.....	13
Non-Removal Options.....	13
Removal Options.....	20

Section IV:

Stakeholder Involvement.....	24
Literature Cited.....	27

Note: This policy has been adapted from A Guide to Deer Community Deer Management in Pennsylvania, Version 2.4, dated May 2014, provided by the Pennsylvania Game Commission's Deer & Elk Section (www.pgc.state.pa.us)

Section I: Introduction

White-tailed deer (*Odocoileus Virginianus*) are one of the most widespread and popular wildlife species in North America, as well as Pennsylvania's state animal. Nearly eradicated from the state over 100 years ago, the whitetail has made a miraculous comeback. Now, home exists in even the most urban of settings.

The suburbs are attractive to deer for some of the same reasons they are attractive to people. Deer are afforded the same conveniences and protection as suburban residences. There are natural areas, greenways, and parks, that provide bedding areas, escape cover, and birth sites. Homes are landscaped with trees, shrubs, and herbaceous cover, which are appetizing and nutritious to deer. And wild and domestic predators have been eliminated or controlled.

Deer populations in developed areas, like Ross Township, can grow rapidly. The combination of the above circumstances leads to high reproductive rates, low mortality rates, and small home range sizes for deer in urban and suburban areas (Swihart et al 1995, Kilpatrick and Spohr 2000, Etter et al 2002). The result can be a rapid increase of a deer herd that is not managed. The speed of which a deer population can increase is demonstrated by a classic example of deer population growth potential. In 1927, 6 deer were released into an enclosure in Michigan. By 1933 those 6 deer had increased to 160 deer (McCullough 1979). With growth potential like this, a deer population can quickly overwhelm an area.

Managing a deer population requires knowledge of deer biology, familiarity with public attitudes about deer in the area, and adequate tools to address the issue.

Community-based deer management in the Northeast continues to present deer managers with challenges and opportunities. Community-based management typically involves collaboration of public wildlife management agencies with entities such as local governments, interest groups, nongovernmental organizations, and residents (Chase et al. 2000, Schusler 1999). Whereas traditional deer management generally is the result of commission- or legislature-driven policies that are translated into regulations applied broadly across the landscape, community-based management calls for

collaboration to formulate locale-specific decision-making strategies and management tactics. Deer–human interactions have become quite common in the Northeast. Unfortunately, some interactions (e.g., deer–car collisions) may create a range of negative impacts that exceed the acceptance capacity of communities. Managing deer as a valuable resource, rather than as a pest, frequently leads deer managers and communities to collaborate in decision making and management implementation. But such collaboration needs guidance to work. Managers seek proven approaches to engage stakeholders in decision-making processes that result in positive outcomes.

Problems associated with deer in developed areas

1. Deer-vehicle collisions

An estimated 1.5 million deer-vehicle collisions occur each year in the U.S. The average cost of vehicle repairs was \$1,500 which means that total vehicle damage resulting from a collision with a deer exceeded \$1 billion annually (Conover et al. 1995). Based on their known market share in Pennsylvania, State Farm Insurance projected more than 115,000 deer-vehicle claims for all insurance companies in the state during July 1, 2011 – June 30, 2012. It is also estimated that 29,000 people are injured, and more than 200 fatalities occur annually in the U.S. as a result of deer-vehicle collisions. Pennsylvania was in the top 10 states for fatalities 10 out of 14 years from 1994-2007 (deerCrash.org)

2. Landscape/garden damage

Deer browsing on ornamental trees, shrubbery, and gardens in suburban and residential areas is a common complaint and financially impacts homeowners each year (Connelly et al. 1987, Witham and Jones 1987, Conover 1997b). Wildlife damages incurred in metropolitan residents in the U.S. have been estimated at \$3.8 billion annually. This is in addition to spending \$1.9 billion and 268 million hours trying to solve or prevent to problem (Conover 1997b). Deer are not responsible for all this damage. Only 4% of respondents to a 1997 survey reported a problem with deer. Using this percentage, a conservative estimate of deer damage and preventative measure costs to households is \$376 million (Conover 1997a).

3. Public Safety

Encounters with aggressive deer are not uncommon in urban and suburban areas where deer and people interact frequently. These encounters are almost always associated with the fawning and breeding season. Does are highly defensive of their young and have been known to attack unsuspecting dogs and people who get too close to their fawns. In the fall, bucks in breeding condition with hard antlers and high levels of testosterone can cause significant harm, even death. Feeding deer exacerbates this type of problem by bringing deer and people closer to habituating deer.

4. Lyme Disease

Lyme disease was first recognized in the U.S. in 1975. Lyme disease is caused by the spirochete *Borrelia burgdorferi* and is spread through the bite of an infected tick (*Ixodes scapularis*). Lyme disease, as well as other tick-borne diseases, poses a significant threat to humans. Deer are dead-end hosts for Lyme disease and play no role in the transmission cycle (Underwood 2005, Perkins et al. 2006). However, deer play a part in the complex life cycle of *I. scapularis*, by supplying adult ticks with a final blood meal and a place to mate (Underwood 2005, Perkins et al. 2006)

5. Habitat Degradation

Deer can have a major impact on the natural community in which they live. As a number of deer increases, plants that are preferred by deer will become less abundant or may disappear (Ross et al. 1971, Marquis 1981, Tilghman 1989, Healy 1997). Preferred plants become scares as deer densities increase. The disappearance of certain plant species adversely affects other wildlife species and can cause a dramatic reduction of biodiversity in forest ecosystems (Whitney 1984, McShea and Rappole 1992, deCalestra 1994, 1997).

Obstacles associated with community deer management

1. Aesthetics

White-tailed deer are the most easily viewed of all large mammals in Pennsylvania. Wildlife watchers outnumber sportsmen in Pennsylvania by more than 3 to 1 with more than half its residents spending more time viewing or watching deer around their home (U.S. Department of Interior and U.S. Department of Commerce 2008, responsive management 2012). Residents erroneously assume that deer management actions will lead to elimination and their wildlife viewing opportunities.

2. Conflicting social attitudes and perceptions

Addressing deer issues in developed areas involves numerous stakeholders. This diversity often results in wide range views and opinions regarding what action, if any, should be taken. Residents unfamiliar with wildlife management techniques may not be comfortable with hunting or other removal methods. While others may feel control measures are necessary for the safety and quality of life of all residents.

3. Hunting and/or firearms restrictions

Local ordinances governing the discharge of firearms may be impediments to implementing deer management measures.

4. Safety and liability concerns

Lethally removing or capturing animals within populated areas often generates safety concerns from residents. Whether concerns are real or perceived, they must be adequately addressed before deer management actions are taken.

5. Public relations concerns

Appointed or elected decision makers are often hesitant to make controversial or unpopular decisions even if they are supported by the majority of residents or by an abundance of evidence.

6. Private property rights

It is usually difficult, at best, to acquire 100% property owner consensus on any particular subject, and this may be true with a deer management program. Those opposed to deer management will most likely not authorize activity on their private property. Removal options rely on larger blocks of property to achieve satisfactory results so a “non-cohesive” block of property with some owners desirous of a removal option and some opposed may make a removal option non-viable.

Deer management in developed areas: Facts & Fiction

- In a healthy population, female deer can breed as fawns (6-7 months of age) producing young at 1 year of age. Average pregnancy rate of doe fawns in developed areas is 40%. Healthy adult does most often produce 2 fawns annually.
- Removing a deer from a healthy population will NOT increase reproductive rates of the remaining deer. Deer in Pennsylvania breed once a year. Average reproductive rate for adult does in developed areas in Pennsylvania is 1.8 fawns/adult doe with 15% producing a fawn, 79% producing twins, and 6% producing triplets. Reproduction in females is already close to maximum, so there is little room for reproductive increases.
- Deer can live up to 18 years of age.
- Deer populations can double in size every 2-3 years.
- Deer eat about 5-10 pounds of food daily.
- Deer home ranges are relatively small in urban areas (100-300 acres).
- Current birth control practices are costly and ineffective in controlling free-ranging deer populations over a large area.
- Hunters can assist landowners at no cost.
- Landowners can waive the 50-yard archery or 150-yard firearm safety zone.
- Hunting does not increase deer-vehicle accidents. During fall, deer naturally move more due to increased activity associated with breeding season. Investigations have shown deer-vehicle accidents occur more frequently on Sundays when no hunting is allowed than on Saturday (higher hunter participation day) and 1-4 hours after dark which is after hunting hours.
- Landowners who allow the use of their property without a fee are protected from liability. • Typically, the removal of 1 adult doe during the hunting season equates to 3 less deer the following spring.
- All deer management programs require long-term maintenance.

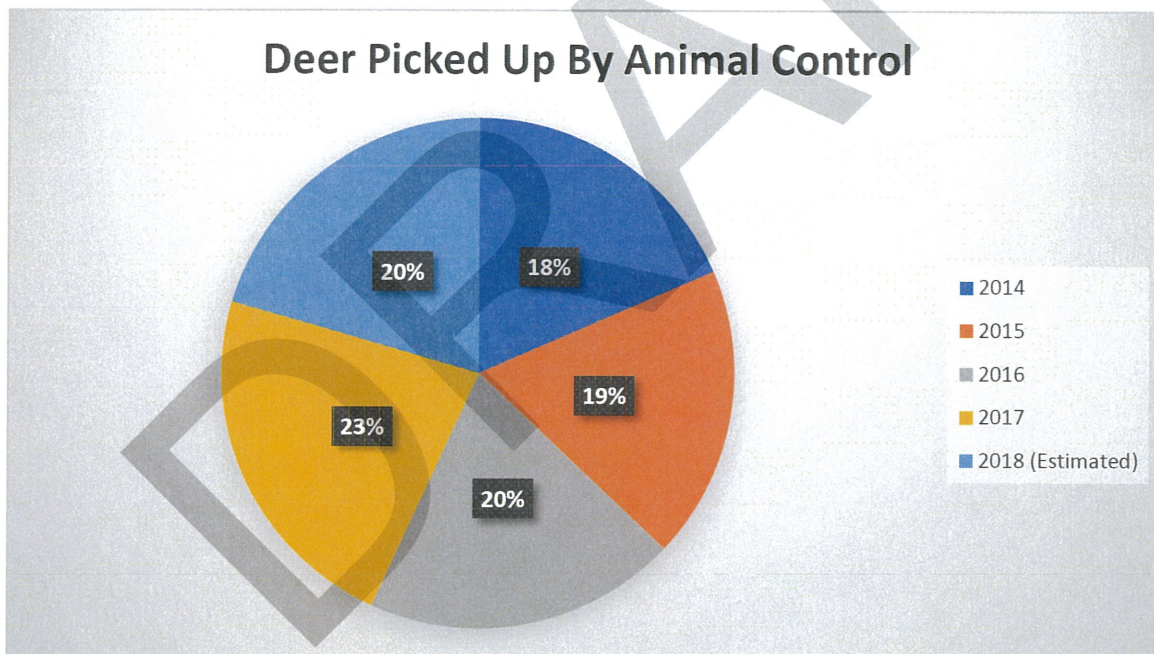
Section II: Developing a Plan for Ross Township

Deer management can be a daunting task. For communities with no history of deer management activities, the waters can be deep and murky. Initially, it is important to assess the situation by gathering information on the extent of deer-human conflicts and the attitudes of residents.

Identify the Problem

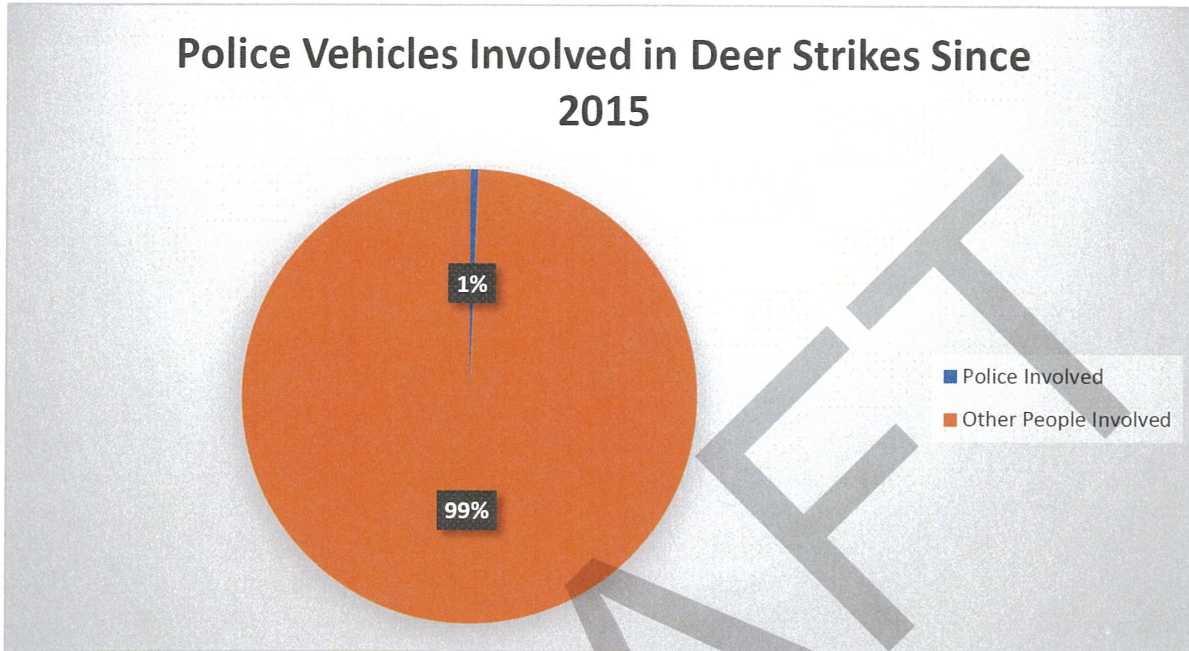
The following graphs illustrate various statistics involving deer-caused car crashes specific to Ross Township. These statistics will show the amount of deer picked up by animal control, how deer crashes have increased/decreased over the years, police vehicles involved in deer strikes, and the amount of deer crashes reported to our police department.

Below are the exact amounts of deer picked up by animal control. The majority of these are most likely from car crashes, however, a few could have been put down due to severe injuries.

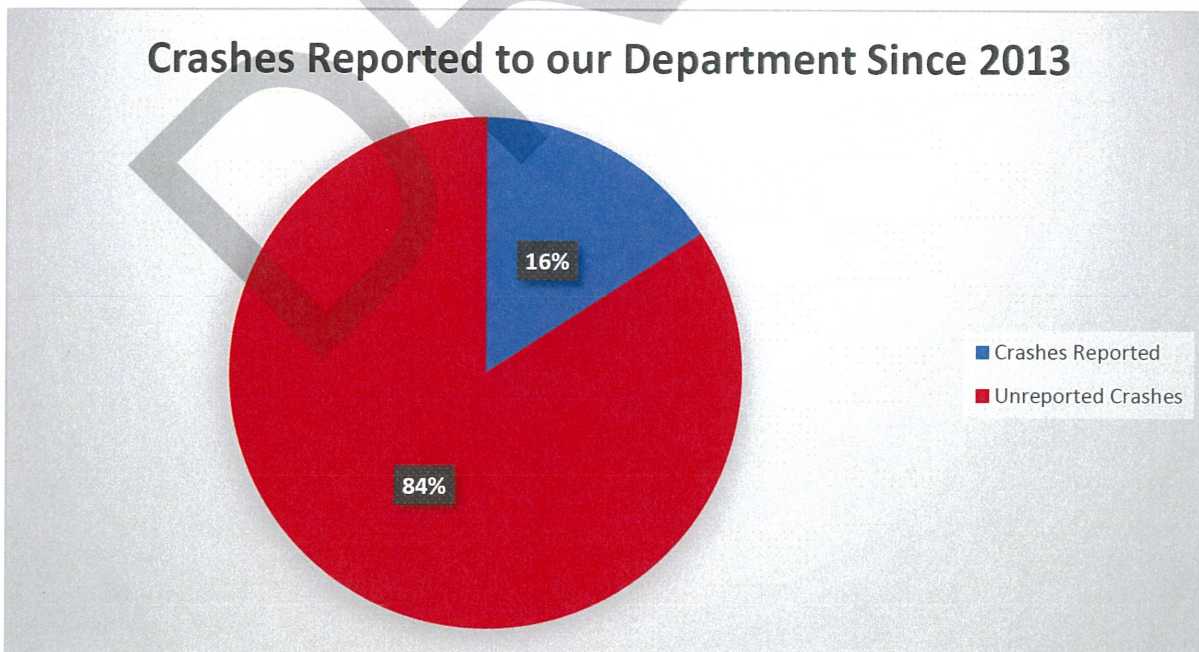


Year	Number of Deer Picked Up
2014	162
2015	163
2016	174
2017	199
2018 (Estimated)	180

Something we can take from these statistics specifically is that there was an approximate 5% increase in deer crashes from 2014 to 2017. However, if the estimate for 2018 is as accurate as it was projected to be, then the amount of potential deer crashes has dropped by 3% from 2017 to 2018.



Since 2015, there have been about 716 crashes in total, and the amount of crashes that the police were involved in, specifically, only accounted for 4 of those crashes involving deer. The damages incurred cost over \$4,400. Potentially, each police involved deer-caused crash could cost approximately \$1,100.



Although some data, such as the amount of deer picked up in 2018, is only a projection, we can estimate the amount of deer crashes reported. There were about 139 deer crashes reported to the Ross Township Police Department., however, there were about 739 deer crashes that were not reported to the department.

Over the past several years, Ross officials, as well as the residents of Ross Township, have reported different encounters regarding deer. A survey of 1,500 residents in all 9 wards of Ross Township was administered and we received 575 responses explaining the resident's encounters with deer.

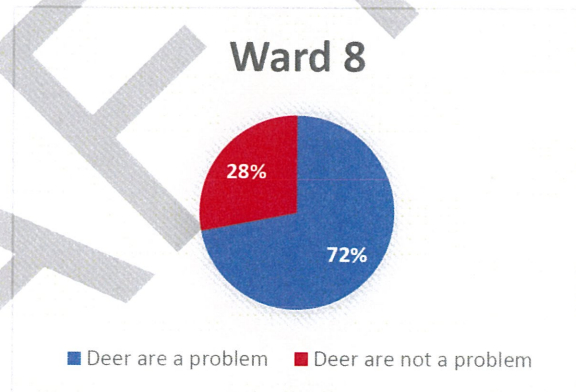
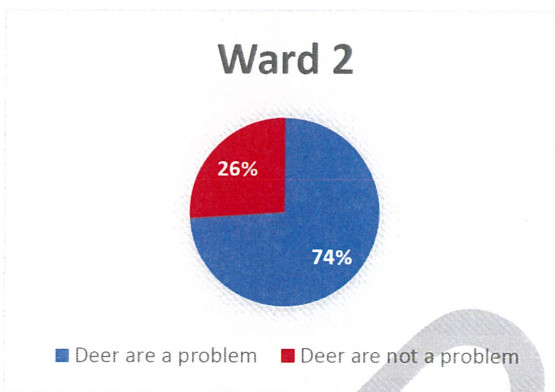

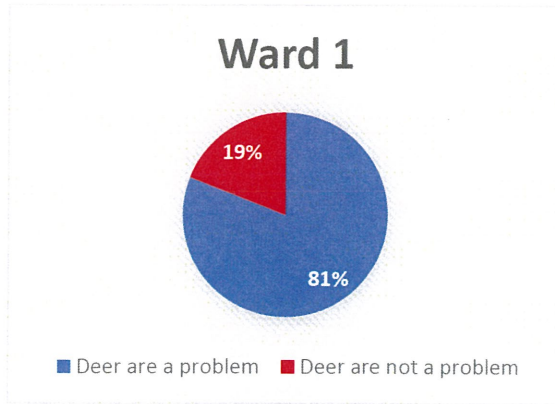
According to the responses:

- 62 percent claim that there is a deer problem.
- 57 percent think the deer population is growing.
- 68 percent of respondents say that the deer have caused damage to landscape at a level of 1.94 on a scale of 1 to 3.
- Respondents placed deer as hazards to drivers at 5.75 on a scale of 1 to 10.

The survey was used to get the opinions of residents within Ross Township and was prompted due to the amount of complaints along with evidence of a growing deer population. The Township has already taken a step towards remediation by enacting a ban on feeding deer.

Currently, Pennsylvania is the number one state for animal-related crashes according to the National Insurance Crime Bureau, with deer being the most common animal struck by a vehicle. Additionally, an analysis made by the Pennsylvania Insurance Department from 2012-2016 put Allegheny County at the top with 909 deer crashes.

Below are tables displaying the percentage of respondents in the wards who believe the deer to be a problem within Ross Township.



Although these specific areas have had problems with deer, some other areas have not. In Ward 3, only 41% of respondents said that there was a deer problem. Eloise Peet, the Director of Parks and Recreation, explained that the next step is to deal with areas which have the biggest problems. She explained “There’s no point in wasting time in parts of the community where they don’t appear to have a problem. We’ll need to have additional analysis conducted by experts to try to come up with possible solutions.” This brings us to an important question that we must ask ourselves.

Why have a plan?

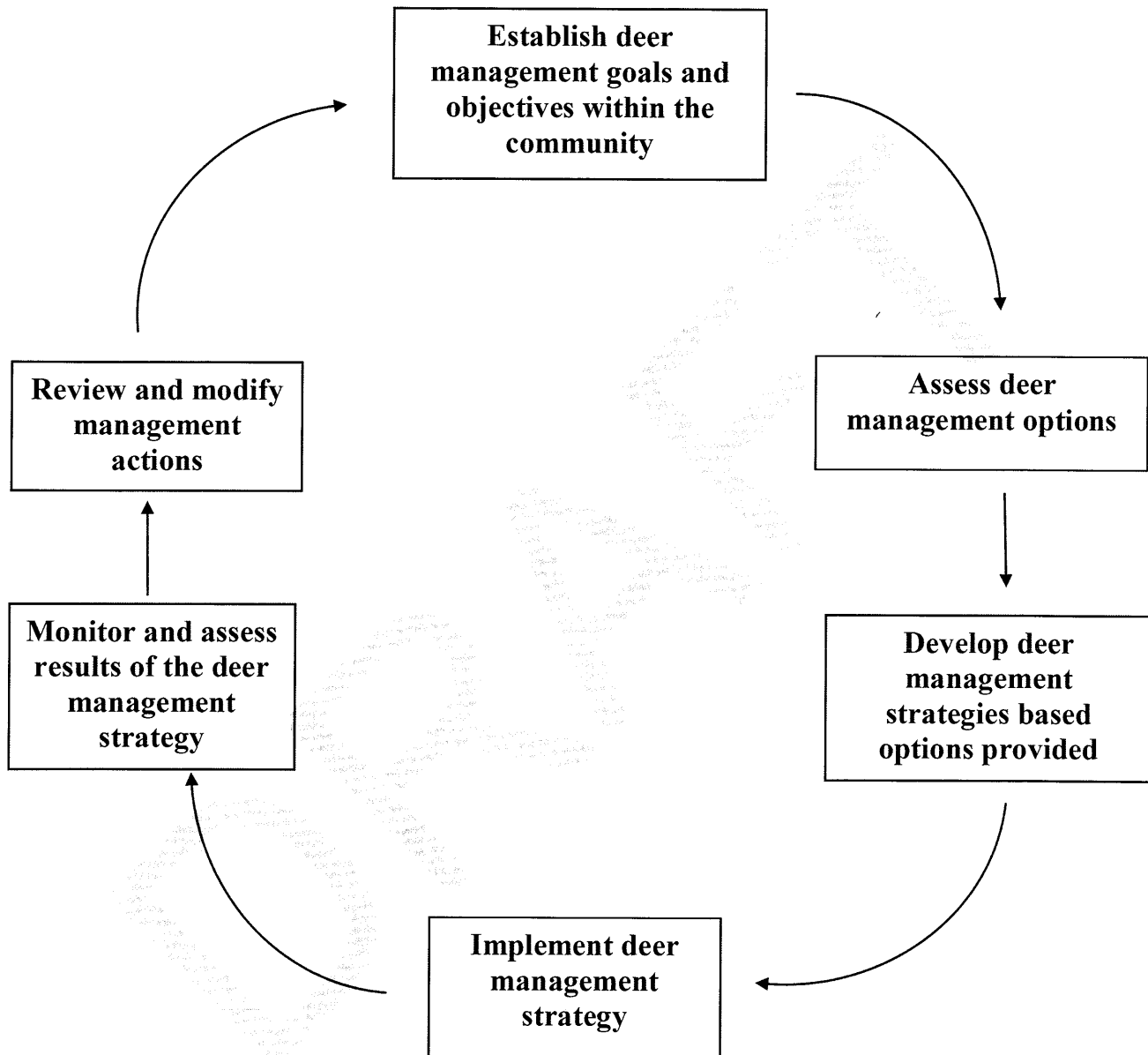
It is the desire of the Township to find the best solution for the problem at hand. Proceeding without a plan is the folly of many community deer management actions. A well thought-out, thoroughly researched, community-supported deer management plan will benefit all involved. And once developed,

it will set direction, list management options, provide recommendations, direct implementation, and provide your community with guidance for years to come.

As communities and deer populations are dynamic, a static and rigid management plan which does not consider changing community needs or new management tools would not be the most efficient or useful. Therefore, an adaptive resource management approach is most appropriate. Adaptive management is characterized by establishing clear and measurable goals, implementing management actions, monitoring those management actions, evaluating management actions based on established goals, and adapting policy and management actions as necessary (Figure 1). Adaptive management recognizes deer management decisions must be made without the luxury of perfect information. Consequently, the focus of adaptive management is on monitoring responses to management actions and learning.



Figure 1. Flow chart for Adaptive Resource Management



Section III: Management Options

When considering community deer management actions, the advantages and disadvantages of all available techniques must be evaluated. As stated previously, every community is different so, success is rarely achieved with a single method. An integrated approach combining several management options will likely yield the best results. It is also important to note that deer management requires considerable long-term planning and commitment. No matter what blend of management options employed, actions will need to be sustained for years. We need to review as many logical ideas as possible to find the most effective, efficient, and most viable solution we can use to solve this problem.

The following are some considerations for determining if the solution is effective:

- Is the solution popular with the community?
- Is the solution long-term?
- Is the solution limited to specific areas?
- How long will it take to prepare the solution?
- How much will the solution cost?
- What are the advantages and disadvantages of the solution?
- Is the solution safe?
- Is there a high expectation for success?

Non-Removal Options:

1. Roadside devices

Definition: Devices which flashlight and/or emit noise into the surrounding area triggered by passing vehicles. The intention is to scare deer away from the area.

Advantages:

- (a) Readily available from several manufacturers
- (b) Relatively simple to erect

Disadvantages:

- (a) Cost - \$150 each depending on design and manufacturer
- (b) Requires maintenance (knocked over, cleaning, etc)

Application:

- (a) Used along roads in areas where high numbers of deer-vehicle collisions have occurred

Expectations for Success:

- (a) Effectiveness is not well substantiated

2. Landscaping Alternatives

Definition: Selection of unpalatable (less preferred) herbaceous and woody plants to reduce deer browsing on landscaping.

Advantages:

- (a) Species preference lists are readily available
- (b) Can be practiced at the landowner level

Disadvantages:

- (a) People and deer often prefer the same plants
- (b) Few ornamentals are classified as rarely damaged by deer
- (c) Displaces the problem to neighboring areas
- (d) Only useful in areas with low to moderate deer feeding pressure
- (e) Could negatively impact desirable wildlife species

Application:

- (a) Individual landowner

Expectation for Success:

- (a) Limited in areas with high deer density
- (b) Unproven technique to control deer-human conflicts

3. Ban Deer Feeding

Definition: Outlaw the supplemental feeding of deer by residents of the community

Advantages:

- (a) Reduces artificially high deer populations in problem areas
- (b) Possible reduction in reproductive and survival rates
- (c) Discourage deer tolerance of people

Disadvantages:

- (a) Unpopular with residents
- (b) Difficult to enforce

Application:

- (a) Community-level as it requires the passing of an ordinance

Expectation of success:

- (a) High when in conjunction with a community education program

4. Repellants

Definition: Product applied to plants that reduces attractiveness and/or palatability of treated plants to deer

Advantages:

- (a) Many repellants commercially available
- (b) Individual plants may be protected (orchards, nurseries, gardens, and ornamentals)
- (c) May be used prior to or upon observation of damage

- (d) Substantial scientific literature on effectiveness.

Disadvantages:

- (a) High application cost
- (b) Impractical for row crops, pastures, or low-value commodities
- (c) Effectiveness depends on availability of other forage
- (d) Must be reapplied repeatedly during growing season
- (e) Performance reduced with high deer density
- (f) Only reduces damage, does not eliminate it
- (g) May cause plant damage

Application:

- (a) Individual plants
- (b) Orchards
- (c) Nurseries
- (d) Gardens

Expectations for success:

- (a) Short term solution
- (b) Problem will escalate each year

5. Fencing

Definition: Construction of a physical or electric barrier to exclude or direct deer movements from an area.

Barrier fencing (minimum 8-foot high; woven or individual wire cages 1.5 feet in diameter and 3-4 feet high; fine netting to cover shrubs and gardens; or any type of fencing that creates an obstacle to deer access).

Advantages:

- (a) Provides long term deer exclusion
- (b) Can be used for individual trees/shrubs/plants or large blocks
- (c) Performs well under intense deer pressure
- (d) Many options available

Disadvantages:

- (a) Expensive (\$5-7 per linear foot)
- (b) Regular maintenance is required
- (c) Changes aesthetics of area
- (d) Difficult to use across water gaps and flood plains
- (e) For large areas, deer must be removed from inside the fence
- (f) Local ordinances may restrict use

Application:

- (a) Individual trees/plants/shrubs
- (b) Orchards
- (c) Nurseries
- (d) Gardens or small plots
- (e) Airports

Expectation for Success:

- (a) High

Electric fencing (electric current passed through a wire fence at regularly timed pulses)

Advantages:

- (a) Less expensive than barrier fence (\$0.15 per linear foot)
- (b) Easier to remove
- (c) Several designs to suit area and needs

Disadvantages:

- (a) Regular maintenance required
- (b) Possible injury to people, pets, and wildlife
- (c) Deer learn to avoid contact

Application:

- (a) Orchards
- (b) Nurseries
- (c) Gardens

Expectation for success:

- (a) Short term solution
- (b) Problem will escalate each year

6. Hazing and Frightening Techniques

Definition: Use of audible, visual, or other sensory cues to frighten deer from specific areas

Advantages:

- (a) Effective before or at the initial stages of conflict
- (b) Provides quick relief

Disadvantages:

- (a) Deer habituate quickly to disturbances
- (b) Deer movements or behavior patterns are difficult to modify once established
- (c) Disturbance of surrounding residents

Application:

- (a) Small farms or preserves near suburban areas

Expectations for Success:

- (a) Short term solution

7. Fertility Control Agents

Definition: Use of contraceptive drug or vaccine to reduce reproductive rate of deer population within a community

Advantages:

- (a) Acceptable to many urban/suburban residents
- (b) Viewed as a humane and safe way to resolve deer problems

Disadvantages:

- (a) Fertility control agents are classified as “restricted use pesticides”
- (b) Federal and State permits are required
- (c) All treated animals must be marked
- (d) Expensive (\$500 - \$1,300 per deer)
- (e) Large proportion of females (>75%) must be treated to stop or reduce population growth
- (f) May have health, behavior, and genetic impact on deer the current and future population
- (g) Does not address existing population problems and may take a decade or more to have an impact on deer abundance

Application:

- (a) Communities with limited huntable areas
- (b) Requires a permit from the Pennsylvania Game Commission
- (c) Limited to localized areas with closed populations

Expectations for Success:

- (a) Unlikely given the current limitations of this method. Long-term field studies have demonstrated reduced population growth rates, but actual population reductions have not occurred or have taken more than a decade.

8. Trap and Relocate

Definition: Capture animals, remove them from one area, and transfer them to another

Advantages:

- (a) Reduces population in the trap and remove area
- (b) Acceptable to many urban/suburban residents

Disadvantages:

- (a) High mortality during transfer and after release due to capture-related injuries, capture myopathy (trapping stress), unfamiliarity with the release site, human activities, and encounters with new mortality agents
- (b) Potential for spreading diseases
- (c) Lack of suitable release sites
- (d) Expensive (\$110 - \$800 per animal)
- (e) Urban/Suburban deer usually exhibit reduced flight distances and a preference for roadsides and open lawns seeking out comparable residential locations from which they came

Applications:

- (a) Currently not approved for use in any area in Pennsylvania

Expectations for Success:

- (a) Low

REMOVAL OPTIONS

1. **Hunting within statewide regulations** (See Pennsylvania Game Commission website, www.pgc.state.pa.us)

Definition: Hunting by licensed sportsmen within the community as defined by the Pennsylvania

Game Commission regulations set forth each year, including the Deer Management Assistance Program (DMAP)

Advantages:

- (a) Makes deer wary of humans making them less likely to frequent inhabited areas
- (b) Reduces population
- (c) Proven effective technique
- (d) Cost effective

Disadvantages:

- (a) May be unpopular with some residents due to personal values or safety concerns
- (b) Limited hunter access

Applications:

- (a) Any huntable area with landowner permission. Safety zones (150 yard for firearms and 50 yards for archery)

Expectations for Success:

- (a) Practical solutions to deer population control
- (b) High expectation for success where hunter access is adequate

2. Community Managed Hunts

Definition: Hunting by licensed sportsmen within Pennsylvania Game Commission regulations with increased restrictions defined by the community or landowner.

Advantages:

- (a) Makes deer wary of humans making them less likely to frequent inhabited areas
- (b) Reduces population
- (c) Proven effective technique
- (d) Low cost

- (e) Criteria defined by managing group (i.e. marksmanship requirements, who may hunt, hunting methods, hunting times and locations, and the sex, age and number of deer that can be harvested)
- (f) Equipment could be restricted or liberalized to influence effect on deer population or address public safety concerns

Disadvantages:

- (a) May be unpopular with some residents due to personal values or safety concerns
- (b) Not effective where hunting is prohibited from large areas of good habitat (i.e. parks and dedicated open space)

Applications:

- (a) Effective in large areas when permitted (i.e. parks, watershed areas, dedicated open space)

Expectation for Success:

- (a) Practical solution to deer population control
- (b) High expectation for success where hunter access is adequate

3. Deer Control Permits/Sharpshooters

Definition: Permitted control agent hired to remove deer from specified areas within a community

Advantages:

- (a) Makes deer wary of humans making them less likely to frequent inhabited areas
- (b) Reduces population
- (c) Discretely removes significant numbers of deer from targeted areas within a relatively short period of time
- (d) Written contract provided
- (e) Permitted to use tools not authorized for use by the general public (spot lights, small caliber rifles, etc.)

- (f) May be viewed as “safer” than hunting by the community

Disadvantages:

- (a) May be unpopular with some residents
- (b) Expensive (\$100 - \$300/deer removed)

Applications:

- (a) Small areas
- (b) Requires a permit from the Pennsylvania Game Commission

Expectations for Success:

- (a) Limited solution
- (b) Effective in areas where public hunting would not be allowed

4. **Predator Reintroduction**

Definition: Reintroduction of deer predators into an area

Advantages:

- (a) May be supported by some community members

Disadvantages:

- (a) Predation is not sufficient to reduce high deer densities
- (b) Coyotes currently occupy suitable habitat in and around many urban and suburban areas
- (c) Large mammalian predators (bears, wolves, or cugars) have large home ranges
- (d) Urban/suburban areas are unsuitable for large predators due to high human densities and safety concerns, extensive road networks, and inadequate habitat

Applications:

- (a) Not approved for any area in Pennsylvania

Expectations for Success:

- (a) Low

Section IV: Stakeholder Involvement

1. Individual Homeowner (property owner) Involvement

Definition: An individual homeowner or property owner affected by the influences of deer can and should take steps to deter or mitigate such influences. Individual homeowner or property owner involvement must be the first step in addressing unwanted deer influences on individual properties.

Action Steps:

- (a) An individual homeowner or property owner shall take and document that he/she/they have, at a minimum, adequately implemented the following “non-removal” options:
 - Landscape Alternatives (non-removal)
 - Ban deer feeding (non-removal)
 - Repellants (non-removal)
 - Fencing (non-removal)
- (b) An individual homeowner or property owner shall have indicated their agreement that he/she/they have or will permit the following “removal” options:
 - Hunting within statewide regulations (removal)
 - Community managed hunts (removal)
 - Deer control/Sharpshooters (removal)

2. Homeowners’ Association Involvement

Action Steps:

(a) A Homeowners' Association, as a group, shall take and document that they have, at a minimum, adequately implemented the following "non-removal" options for Association owned property(s):

- Landscape Alternatives (non-removal)
- Ban deer feeding (non-removal)
- Repellants (non-removal)
- Fencing (non-removal)

(b) A Homeowners' Association, as a group, shall take and document that they have indicated their agreement that they have or will permit the following "removal" options:

- Hunting within statewide regulations (removal)
- Community managed hunts (removal)
- Deer control/Sharpshooters (removal)

3. Township Involvement*

Action Steps:

(a) Upon notification that an individual homeowner or property owner or a group of two or more homeowners and/or property owners has requested assistance from the Township with deer intrusions, the Township, at its sole discretion may:

- Refer the homeowner, property owner, or group of two or more homeowners or property owners to the established homeowners' association for action.
- Determine if additional homeowners and/or property owners are desirous of implementing one or more of the management options outlined in Section I or Section II.
- Determine if additional homeowners and/or property owners and/or homeowners' associations of adjacent properties are desirous of implementing one or more of the management options outlined in Section I of Section II.
- Staff to conduct a survey of the existing conditions and community interest and, if

warranted, develop an implementation plan using one or more of the selected management techniques outlined in Section I, II or III if approved by the Ross Township Board of Commissioners.

4. Outside Involvement

The Board of Commissioners may utilize outside sources to assist with deer management techniques not specifically listed in this policy as they deem appropriate.

*The Township of Ross cannot authorize hunting on private property. When Township involvement is requested, the Township may seek permission from private property owners, but will not authorize activity on private property without owner's consent.

Literature Cited

Connelly, N.A., D.J. Decker, and S. Wear. 1987. Public tolerance of deer in a suburban environment: Implications for management and control. *Proceedings of the Eastern Wildlife Damage Control Conference* 3:207-218

Conover, M.R. 1995. What is the urban deer problem and where did it come from? Pages 11-18 in J.B. McAninch, editor. Urban deer: A manageable resource? Proceedings of the 1993 Symposium of the North Central Section, The Wildlife Society., 12-14 December 1993, St. Louis, Missouri, USA.

Conover, M.R. 1997b. Wildlife management by metropolitan residents in the United States: practices, perceptions, costs, and values. *Wildlife Society Bulletin* 25:306-311

Conover, M.R. 1997a. Monetary and intangible valuation of deer in the United States. *Wildlife Society Bulletin* 25:298-305.

deCalesta, D.S. 1994. Effect of white-tail deer on songbirds within managed forests of Pennsylvania. *Journal of Wildlife Management* 58:711-718.

deCastr, D.S. 1997. Deer and ecosystem management. Pages 267-279 in W.J. MvShea, H.B. Underwood, and J.H. Rappole, editors, The science of overabundance: deer ecology and management. Smithsonian Institution Press, Washington, D.C., USA.

Etter, D.R., K.M. Hollis, T.R. VanDeelen, D.R. Ludwig, J.E. Chelsvig, C.I. Anchor, R.E. Warner. 2002. Survival and movements of white-tailed deer in suburban Chicago, Illinois. *J. Wildl. Manage.* 66: 500-510.

Healy, W.M. 1997. Influence of deer on the development of forest structure and composition in central Massachusetts. Pages 249-266 in W.J. McShea, H.B. Underwood, and J.H. Rappole, editors. The science of overabundance: deer ecology and population management. Smithsonian Institution Press, Washington, D.C., USA.

Kilpatrick, H.J., and S.M. Spohr. 2000. Movements of female white-tailed deer in a suburban landscape: a management perspective. *Wildl. Soc. Bull.* 28: 1038-1045.

Marquis, D.A. 1981. Effect of deer browsing on timber production in the Allegheny hardwood forest of Northwestern Pennsylvania. Research Paper NE-475. Broomall, PA: U.S. Department of Agriculture, Forest Service, Northeastern Forest Experiment Station. 10p.

McCullough, D.R. 1979. The George Reserve deer herd: population ecology of a k-selected species. The Blackburn Press, Caldwell, New Jersey, USA.

McShea, W.J., and J.H. Rappole. 1992. White-tailed deer as a keystone species within forested habitats of Virginia. *Virginia Journal of Science* 43:177-186.

Perkins, S.E., I.M. Cattadori, V. Tagliapietra, A.P. Rizzoli, and P.J. Hudson. 2006. Localized deer absence leads to tick amplification. *Ecology* 87:1981-1986.

Responsive Management. 2012. Pennsylvania residents' opinions on and attitudes toward deer and deer management. Harrisonburg, Virginia, USA.

Ross, B.A., J.R. Bray and W.H. Marshall. 1970. Effects of long-term deer exclusion on a *Pinus resinosa* forest in north-central Minnesota. *Ecology* 51:1088-1093.

Swihart, R.K., P.M. Picone, A.J. DeNicola, and L. Cornicelli. 1995. Ecology of urban and suburban white-tailed deer. Pages 35-44 in J.B. McAninch, editor. Urban deer: a manageable resource? Proceedings of a symposium of the North Central Section, The Wildlife Society, 12- 14 December 1993, St. Louis, Missouri, USA.

Tilghman, N.G. 1989. Impacts of white-tailed deer on forest regeneration in Northwestern Pennsylvania. *Journal of Wildlife Management* 53:524-532.

Underwood, H.B. 2005. White-tailed deer ecology and management of Fire Island National Seashore (Fire Island National Seashore Science Synthesis paper). Technical Report NPS/NER/NRTR-2005/022.

U.S. Department of the Interior, Fish and Wildlife Service, and U.S. Department of Commerce, U.S. Census Bureau. 2008. *2006 National Survey of Fishing, Hunting, and Wildlife- Associated Recreation: Pennsylvania*. U.S. Government Printing Office, Washington, D.C. 81pp.

Witham, J.H., and J.M. Jones. 1987. Deer-human interactions and research in the Chicago metropolitan area. Pages 155-159 in L.W. Adams and D.L. Leddy, editors. *Integrating man and nature in the metropolitan environment*. National Institute for Urban Wildlife, Columbia, Maryland, USA.

Whitney, G.C. 1984. Fifty years of change in the arboreal vegetation of Heart's Content, and old-growth hemlock-white pine-northern hardwood stand. *Ecology* 65:403-408.

The Township of Ross cannot authorize access or hunting on private property. When Township involvement is requested, the Township may seek permission from private property owners, but will not authorize activity on private property without the owner's consent.



Applied coatings for improved glass performance since 1985. Over 3 million square feet of window film specified and installed

18 48th St. Pittsburgh, PA 15201
412-621-2300 Fax: 412-682-5374
www.pghwindowfilm.com
sales@pghwindowfilm.com

Customer Quotation / Order Form

PWF Salesperson Lisa Lewis

Proposal Date 1/15/19 Proposal Number: 3788

PWF Project Number Customer PO

Customer Name Ross Municipal Building
Address 1000 Ross Municipal Drive
City, State, Zip Code Pittsburgh PA 15237

Contact Name Dick Hadley Site Contact
Phone/ext 412-931-7055 Site Phone

Cell Phone

Sean.Reiser@dcilinc.org

- N
O
T
E
S
- Price quoted is based on the customer's representations of the following conditions:
 - glass quantity and measurements as noted below.
 - glass condition; will be clear of contaminants (dust, paint, stickers, adhesives, ect.)
 - site conditions, a clean work area of at least four feet from the glass surface to which the film is to be applied
 - work hours & labor ; labor charges assume M-F daytime work hours up to 5 pm; no prevailing wage; overtime surcharge will apply outside these work hours
 - all film to be installed in one trip max, additional trips resulting from delays or additional by client to be billed at \$180 each
 - 3M IPA attachment to be installed in separate trip. Pleaes allow 7 days dry time for installation**

	Working Height	Exposure	Location / Description	Quantity	Glass Size		Film Type
					Width	Height	
S C O P E of W O R K	1		Ground Level - Door, Room142, Boss office, Reception, Twp Engin.	47	varies	varies	Ultra NV 25
	2		1st Floor - Kids Area, Community Area	26	varies	varies	Ultra NV 25
	3						
	4						
	5						
	6						
	7						
	8						
	9						
	10						
	11						
	12						
	13						

THIS PROPOSAL WILL BE HONORED FOR NINETY DAYS AND IS OFFERED SUBJECT TO THE TERMS AND CONDITIONS LISTED ABOVE AND ON THE FOLLOWING PAGE.

To place order please sign and date below and return one copy to our office. The terms and conditions, notes and description of scope of work outlined in this document are integral to the fulfillment of this project at the price offered below. Customer acknowledges that acceptance of this price in any other form (customer's purchase order, sub-contract etc.) will be construed as acceptance of this entire document.

Ground Level \$	10,175.00
1st Floor \$	5,980.00
TOTAL PRICE \$	16,155.00
\$	

Terms of payment: Deposit and Due Upon Completion **3M** Authorized Prestige Window Film Dealer

PROPOSAL ACCEPTANCE: The prices, specifications and conditions above and on the reverse of this form are satisfactory and are hereby accepted. Pittsburgh Window Film is authorized to do the work as specified and payment will be made as outlined above.

Proposal accepted by: _____ Date _____

PROJECT COMPLETION: I have inspected the installation and agree that it is complete. Any further adjustments will be made in accordance with the manufacturer's warranty once full payment is received in accordance with the terms of the contract.

Installation accepted by: _____ Date _____

Customer Name Ross Municipal Building

Proposal Date 1/15/19

Proposal Number 3788

1. All window film will be installed in a workmanlike manner, as defined by the industry standard set forth herein and adhering to manufacturer's application procedures. The industry standard for window film installation is that an observer seated six feet from the window and focusing on the view outside the building will not have their vision impaired by the window film or anything between the film and the glass. The appearance of a window film application is greatly affected by the condition of the windows including the glass, frames and the glazing material between the glass and the frame. If customer's windows are in poor condition Pittsburgh Window Film (PWF) cannot be responsible for meeting this standard.
2. The appropriate warranty will be provided to the customer and registered with the manufacturer after completion of work and upon full payment. Samples of this warranty are available upon request and no other warranties or representations are available or will be in effect. The contractor makes no other warranty with respect to the products, express or implied, of merchantability, fitness for a particular purpose or otherwise. The contractor assumes no risk whatsoever as to the result of the use of the products purchased. The product, as governed by the written warranty referred to in this section, and the contractor shall not be liable for any special, incidental or consequential damages.
3. Customer acknowledges that the window film installers must be able to move freely and will use sprayed water generously to ensure the best installation and the overspray may land within 5 feet of the inside of the glass. Customer agrees to remove all papers and personal belongings from within this area. PWF cannot be responsible for damage to any personal property, furnishings, window or floor coverings or wall and window frame finishes within this work area. Although PWF can work over or around most furniture such as couches, desks, credenzas and standard filing cabinets, the contract price, unless specifically included, does not include moving heavy furniture or valuable objects, removing or replacing window treatments such as blinds or draperies or moving partitions blocking access to the inside of the window glass. In the event that PWF employees agree to move such objects, PWF assumes no responsibility for any damage or proper replacement.
4. Glass with existing defects, including edge damage that cannot be detected in advance, may not be able to withstand the mechanical stress incurred during removal of existing film. Customer therefore acknowledges responsibility for the cost of replacing any glass broken during the removal of existing film or other contaminants.
5. The contract price is for the installation of all of the film in one trip and is based on the customer's representation that all of the glass is accessible as it was on the date of this proposal and as described above and free of contaminants from other construction work such as paint, joint or glazing compound, caulking and dust. Additional charges of \$60.00 per man hour will be incurred if additional trips are needed because all of the glass is not ready for installation or PWF must return for any other reason beyond its control.
6. A deposit equal to one-third of the total cost of the project will be made to Pittsburgh Window Film at the time of the order. Unless otherwise indicated the entire balance shall be paid to Pittsburgh Window Film installers upon completion.
7. A finance charge at the rate of 1.5% per month will be added to any past due balances. Warranty will be registered only after complete payment is received and the manufacturer's warranty, including the glass breakage coverage, will not be in effect any time a delinquent balance remains outstanding. If full payment is not received within 45 days of the original installation PWF can no longer register the portion of the warranty covering glass breakage or seal failure and the applicable paragraph of the warranty will be null and void.
8. This Agreement shall be binding upon and inure to the benefit of the parties named herein and their respective successors, assigns and legal representatives. This Agreement cannot be assigned or in any way conveyed without the prior written consent of the other party hereto.
9. This Agreement and the other documents referred to herein constitute the entire agreement between the parties hereto with respect to the transactions contemplated hereby, and supercedes all prior agreements.
10. This Agreement shall be governed by, and construed in accordance with, the laws of the Commonwealth of Pennsylvania, without regard to the principles of the conflicts of laws thereof.
11. This Agreement is not intended as, and shall not be, construed to make any third party a beneficiary hereof. No creditor shall have or receive any direct or indirect benefits hereunder and this Agreement may only be enforced by the parties hereto.
12. This Agreement shall not be amended or modified orally or in any manner other than by agreement in writing executed by the parties hereto.
13. Should any provision of this Agreement be declared invalid, void or unenforceable for any reason, the remaining provisions hereof shall remain in full force and effect.
14. All claims, disputes or other matters between the parties to this agreement, arising out of or relating to this agreement or breach thereof, shall be subject to and decided by arbitration to be located in Pittsburgh, Pennsylvania in accordance with Construction Industry Arbitration Rules of the American Arbitration Association currently in effect. The arbitrators may award reasonable attorney's fees to the prevailing party. Within three days after the close of hearings, each party shall submit to the arbitrators a detailed fee petition, but no hearing shall be held on the fee petitions unless the arbitrators determine that such hearing is required.